

X-Spark®

Non-sparking, Non-magnetic Corrosion resistant tools

2021



Products die forged made by large double disks friction press machine (300T-1600T)
Produced by

No.101A 1/4" Dr Socket Set-8+2 pcs



G.W.: Be-Cu 710g
Al-Cu 690g

Number	Contents
101A	Socket 4mm, 4.5mm, 5mm, 5.5mm, 6mm, 7mm, 8mm Driver Type Handle 55mm Slotted Screwdriver Phillips Screwdriver

No.101C 3/8" Dr Socket Set-13 pcs



G.W.: Be-Cu 1740g
Al -Cu 1650g

Number	Contents
101C	Socket 8mm, 9mm, 10mm, 11mm, 12mm, 13mm, 14mm, 17mm, 19mm 13/16" Spark Plug Ratchet Wrench 200mm Straight Joint Driver Extension 75mm

No.101B 1/4" Dr Socket Set-11 pcs



G.W.: Be-Cu 740g
Al -Cu 720g

Number	Contents
101B	Socket 4mm, 5mm, 6mm, 7mm, 8mm, 9mm, 10mm, 11mm, 12mm, 13mm Driver Type Handle 55mm

No.101E 1/2" Dr Socket Set-9 pcs



G.W.: Be-Cu 2000g
Al -Cu 1890g

Number	Contents
101E	Socket 10mm, 11mm, 12mm, 14mm, 17mm, 19mm, 22mm, 24mm Offset Handle 230mm

No.101D 1/4:3/8" Dr Socket Set-21 pcs



G.W.: Be-Cu 2130g
Al-Cu 2000g

Number	Contents
101D	1/4" Socket 4mm, 4.5mm, 5mm, 5.5mm, 6mm, 7mm, 8mm Ratchet Wrench 200mm Straight Joint Driver Extension 75mm, 150mm 3/8" Socket 10mm, 11mm, 12mm, 13mm, 14mm, 17mm, 19mm 13/16" Spark Plug Adaptor 3/8" *1/4" Driver Type Handle 55mm

No.101F 1/2"Dr Socket Set-13 pcs



G.W.: Be-Cu 3390g
Al-Cu 3180g

Number	Contents
101F	Socket 8mm, 10mm, 11mm, 12mm, 14mm, 17mm, 19mm, 22mm, 24mm, 27mm Ratchet Wrench 245mm Hinged Handle 250mm

No.101G 1/2"Dr Socket Set-17 pcs



G.W.: Be-Cu 6730g
Al-Cu 6355g

Number	Contents
101G	Socket 10mm, 11mm, 12mm, 14mm, 17mm, 19mm, 22mm, 24mm, 27mm, 30mm, 32mm Ratchet Wrench 245mm Sliding T-Handle 250mm Speed Handle 400mm Driver Extension 125mm, 250mm Socket Case

No.101H 1/2" Dr Socket Set-24 pcs



G.W.: Be-Cu 7370g
Al-Cu 7270g

Number	Contents
101H	Socket 10mm, 11mm, 12mm, 13mm, 14mm, 15mm, 16mm, 17mm, 18mm, 19mm, 20mm, 21mm, 22mm, 23mm, 24mm, 27mm, 30mm, 32mm Ratchet Wrench 245mm Sliding T-Handle 250mm Speed Handle 400mm Driver Extension 125mm, 250mm Universal Joint 80mm

No.101I 1/2"Dr Socket Set-28 pcs



G.W.: Be-Cu 9050g
Al-Cu 8520g

Number	Contents
101I	Socket 10mm, 11mm, 12mm, 13mm, 14mm, 15mm, 16mm, 17mm, 18mm, 19mm, 20mm, 21mm, 22mm, 23mm, 24mm, 26mm, 27mm, 28mm, 30mm, 32mm Ratchet Wrench 245mm Sliding T-Handle 250mm Speed Handle 400mm Driver Extension 125mm, 250mm Universal Joint 80mm Screwdriver Socket 52mm

No.101J 1/2" Dr Socket Set-32 pcs



G.W.: Be-Cu 8980g
Al-Cu 8390g

Number	Contents
101J	Socket 8mm,9mm,10mm,11mm,12mm,13mm,14mm,15mm,16mm,17mm,18mm,19mm,20mm,21mm,22mm,23mm,24mm,26mm,27mm,28mm,30mm,32mm 13/16" Spark Plug Ratchet Wrench 245mm Sliding T-Handle 250mm Speed Handle 400mm Driver Extension 125mm,250mm Universal Joint 80mm Screwdriver Socket 52mm Offset Handle 230mm Socket Case

No.101L 3/4" Dr Socket Set-21 pcs



G.W.: Be-Cu 15270g
Al-Cu 14200g

Number	Contents
101L	Socket 21mm,22mm,23mm,24mm,26mm,27mm,28mm,29mm,30mm,31mm,32mm,34mm,36mm,38mm,41mm,46mm,50mm Ratchet Wrench 320mm Sliding T-Handle 3/4" *400 Driver Extension 200mm Socket Case

No.101K 3/4" Dr Socket Set-14 pcs



G.W.: Be-Cu 13240g
Al-Cu 12350g

Number	Contents
101K	Socket 21mm,24mm,27mm,30mm,32mm,34mm,36mm,38mm,41mm,46mm,50mm Ratchet Wrench 320mm Sliding T-Handle 3/4" *400 Driver Extension 200mm

No.101N 1" Dr Socket Set-18 pcs



G.W.: Be-Cu 24900g
Al-Cu 24850g

Number	Contents
101N	Socket 1" Dr 30mm,31mm,32mm,34mm,36mm,38mm,41mm,46mm,50mm,55mm,60mm,65mm,70mm,75mm,80mm Sliding T-Handle 3/4" *1" *400mm Driver Extension 1" Dr 200mm Flex Ball Joint 1" *120mm

No.101M 3/4" 1" Dr Socket Set-26 pcs




G.W.: Be-Cu 24900g
Al-Cu 23060g

Number	Contents
101M	Socket 3/4" Dr 21mm,22mm,23mm,24mm,26mm,27mm,28mm,29mm,30mm,31mm,32mm,34mm,36mm,38mm,41mm,46mm,50mm,1" Dr 55mm,60mm,65mm Ratchet Wrench 160mm Sliding T-Handle 3/4" *400 Driver Extension 3/4" Dr 200mm,430mm Flex Ball Joint 3/4" *120mm Sliding T-Handle 3/4" *1" *400mm

No.102 Socket (C=1/4") 6 Point

- DIN3120 Die forged
- It suitable for use where space is narrow or deep concavity to tighten or loosen bolts and nuts.




Number	S mm	L mm	Be-Cu g	Al-Cu g
102-4	4	25	17	15
102-4.5	4.5	25	17	15
102-5	5	25	17	15
102-5.5	5.5	25	17	15
102-6	6	25	17	15
102-7	7	25	17	15
102-8	8	25	17	15
102-9	9	25	21	20
102-10	10	25	22	20
102-11	11	25	27	25
102-12	12	26	30	27
102-13	13	26	30	27
102-14	14	26	35	32
102-15	15	27	40	36
102-16	16	27	40	36
102-17	17	27	50	45
102-18	18	27	50	45
102-19	19	27	51	46

Number	S inch	L mm	Be-Cu g	Al-Cu g
102-1002	5/32	25	14	13
102-1004	3/16	25	14	13
102-1006	7/32	25	17	15
102-1008	1/4	25	17	15
102-1010	9/32	25	17	15
102-1012	5/16	25	20	18
102-1014	11/32	26	24	22
102-1016	3/8	26	29	26
102-1018	7/16	26	29	26
102-1020	1/2	26	29	26

No.103 Socket (C=3/8")


Number	S mm	L mm	Be-Cu g	Al-Cu g
103-5	5	28	35	32
103-5.5	5.5	28	35	32
103-6	6	28	35	32
103-7	7	28	35	32
103-8	8	28	35	32
103-9	9	28	35	32
103-10	10	32	50	45
103-11	11	32	50	45
103-12	12	32	50	45
103-13	13	32	50	45
103-14	14	32	50	45
103-15	15	32	53	48
103-16	16	32	58	53
103-17	17	32	63	57
103-19	19	32	68	62
103-20	20	32	77	70

Number	S inch	L mm	Be-Cu g	Al-Cu g
103-1002	5/16	28	35	32
103-1004	3/8	28	35	32
103-1006	7/16	32	50	45
103-1008	1/2	32	50	45
103-1010	9/16	32	50	45
103-1012	5/8	32	71	65
103-1014	11/16	32	72	65
103-1016	3/4	32	72	65
103-1018	13/16	35	87	80
103-1020	7/8	35	104	95
103-1022	15/16	35	115	105



No.104 Socket (C=1/2")


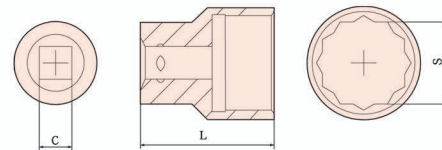
- DIN3120 Die forged
- It suitable for use where space is narrow or deep concavity to tighten or loosen bolts and nuts.



Number	S mm	L mm	Be-Cu g	Al-Cu g
104-6	6	40	75	69
104-7	7	40	77	70
104-8	8	40	77	70
104-9	9	40	78	71
104-10	10	40	78	71
104-11	11	40	79	72
104-12	12	40	79	72
104-13	13	40	80	73
104-14	14	40	80	73
104-15	15	40	94	85
104-16	16	40	94	85
104-17	17	40	94	85
104-18	18	42	94	85
104-19	19	42	110	100
104-20	20	42	120	105
104-21	21	43	125	110
104-22	22	43	130	115
104-23	23	43	150	135
104-24	24	43	165	145
104-25	25	43	180	160
104-26	26	43	200	180
104-27	27	46	215	190
104-28	28	46	225	200
104-29	29	46	235	210
104-30	30	46	250	220
104-32	32	46	295	260

No.104 Socket (C=1/2")

Number	S inch	L mm	Be-Cu g	Al-Cu g
104-1002	5/16	40	70	70
104-1004	3/8	40	78	71
104-1006	7/16	40	79	72
104-1008	1/2	40	80	73
104-1010	9/16	40	80	73
104-1012	5/8	40	88	80
104-1014	11/16	40	93	85
104-1016	3/4	42	110	100
104-1018	13/16	43	125	110
104-1020	7/8	43	130	115
104-1022	15/16	43	165	145
104-1024	1	43	190	170
104-1026	1-1/16	46	215	190
104-1028	1-1/4	46	295	260
104-1030	1-7/16	50	330	300




No.105 Socket (C≡3/4")

- DIN3120 Die forged
- It suitable for use where space is narrow or deep concavity to tighten or loosen bolts and nuts.

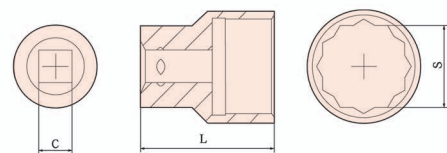
Number	S mm	L mm	Be-Cu g	Al-Cu g
105-17	17	50	246	225
105-19	19	50	246	225
105-21	21	55	268	245
105-22	22	55	268	245
105-23	23	55	306	280
105-24	24	55	307	280
105-26	26	55	307	280
105-27	27	55	312	285
105-28	28	55	339	310
105-29	29	55	350	320
105-30	30	60	410	370
105-31	31	60	430	380
105-32	32	60	465	410
105-34	34	60	480	440
105-36	36	60	510	465
105-38	38	60	555	510
105-41	41	65	660	640
105-46	46	65	765	690
105-50	50	70	910	825

Number	S inch	L mm	Be-Cu g	Al-Cu g
105-1002	3/4	50	240	220
105-1004	13/16	55	262	240
105-1006	7/8	55	267	245
105-1008	15/16	55	305	280
105-1010	1	55	310	280
105-1012	1-1/16	55	315	285
105-1014	1-1/8	55	345	315
105-1016	1-3/16	60	400	365
105-1018	1-1/4	60	437	400
105-1020	1-5/16	60	472	430
105-1022	1-3/8	60	515	470
105-1024	1-7/16	60	525	480
105-1026	1-1/2	60	580	530
105-1028	1-5/8	65	702	640
105-1030	1-3/4	65	761	695
105-1032	1-13/16	65	830	705
105-1034	1-7/8	65	850	750
105-1036	2	70	965	870

Product style



Product 2D drawing



No.106 Socket (C=1")

Number	S mm	L mm	Be-Cu g	Al-Cu g
106-22	22	55	361	330
106-24	24	55	372	340
106-25	25	55	377	345
106-26	26	55	383	350
106-27	27	55	394	360
106-28	28	55	397	363
106-29	29	55	399	365
106-30	30	60	443	405
106-31	31	60	448	410
106-32	32	60	481	440
106-34	34	60	497	455
106-36	36	65	550	500
106-38	38	65	620	560
106-41	41	70	690	625
106-46	46	75	850	740
106-50	50	75	850	760
106-55	55	80	1160	1000
106-60	60	85	1390	1260
106-65	65	90	1750	1580
106-70	70	90	2150	1950
106-75	75	95	2680	2430
106-80	80	95	3080	2800

Number	S inch	L mm	Be-Cu g	Al-Cu g
106-1002	1-1/16	55	394	360
106-1004	1-1/8	55	398	364
106-1006	1-3/16	60	442	405
106-1008	1-1/4	60	470	431
106-1010	1-5/16	60	483	442
106-1012	1-3/8	60	490	448
106-1014	1-7/16	65	560	500
106-1016	1-1/2	65	620	560
106-1018	1-5/8	70	690	625
106-1020	1-7/8	75	850	740
106-1022	2	75	960	850
106-1024	2-1/4	80	1250	1130
106-1026	2-1/2	90	1700	1550
106-1028	2-3/4	90	2050	1850
106-1030	3	95	2750	2500

- DIN3129 Die forged
- Work with all kinds of electrical and impact tools.


No.107 Impact Socket (C=3/4")

Number	S mm	L mm	Be-Cu g	Al-Cu g
107-24	24	50	380	330
107-27	27	53	405	365
107-30	30	53	440	390
107-32	32	56	475	425
107-36	36	56	650	585
107-41	41	60	695	625
107-46	46	60	770	700
107-50	50	70	1100	1000

No.108 Impact Socket (C=1")

Number	S mm	L mm	Be-Cu g	Al-Cu g
108-19	19	55	630	570
108-21	21	55	640	580
108-22	22	55	650	590
108-24	24	55	660	600
108-26	26	55	735	660
108-27	27	55	735	670
108-29	29	60	760	690
108-30	30	60	765	690
108-32	32	60	775	700
108-34	34	60	775	700
108-35	35	60	775	700
108-36	36	60	775	700
108-38	38	65	865	780
108-41	41	65	930	830
108-46	46	70	1380	1265
108-50	50	75	1455	1320
108-52	52	75	1715	1550
108-55	55	75	1830	1650
108-58	58	85	2080	1900
108-60	60	85	2200	2000
108-65	65	85	2460	2250
108-70	70	90	2890	2600
108-75	75	90	3155	2900
108-80	80	90	3560	3200

Impact Socket



No.109 Impact Socket (C=1-3/16")

Number	S mm	L mm	Be-Cu g	Al-Cu g
109-50	50	90	1930	1755
109-52	52	90	2005	1835
109-55	55	90	2180	1965
109-58	58	90	2200	2000
109-60	60	90	2290	2085
109-65	65	90	2610	2370
109-70	70	90	2840	2585
109-75	75	90	3190	2880
109-80	80	90	3605	3250

No.110 Impact Socket (C=1-1/4")

Number	S mm	L mm	Be-Cu g	Al-Cu g
110-50	50	90	1950	1765
110-60	60	90	2300	2100
110-70	70	90	2750	2475

No.110A Impact Socket (C=1-1/2")

Number	S mm	L mm	Be-Cu g	Al-Cu g
110A-55	55	90	2530	2300
110A-60	60	90	2750	2500
110A-65	65	95	3130	2850
110A-70	70	95	3400	3100
110A-75	75	100	3740	3400
110A-80	80	100	4180	3800
110A-85	85	110	4620	4200
110A-90	90	110	4940	4490

No.110B Impact Socket (1/2")

Number	S mm	L mm	Be-Cu g	Al-Cu g
110B-8	8	40	80	70
110B-10	10	40	85	75
110B-12	12	40	100	90
110B-14	14	40	125	115
110B-17	17	40	125	115
110B-19	19	40	135	120
110B-22	22	40	150	135
110B-24	24	45	185	165
110B-27	27	45	215	190
110B-30	30	50	265	235
110B-32	32	50	285	255

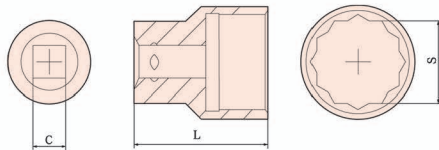

No.110C Impact Socket (1/2" Deep)

Number	S mm	L mm	Be-Cu g	Al-Cu g
110C-8	8	80	315	280
110C-10	10	80	315	280
110C-12	12	80	315	280
110C-14	14	80	315	280
110C-17	17	80	315	280
110C-19	19	80	325	290
110C-22	22	80	335	300
110C-24	24	80	365	325
110C-27	27	80	425	380
110C-30	30	80	455	410
110C-32	32	80	485	435

No.110D Impact Socket (3/4" Deep)

Number	S mm	L mm	Be-Cu g	Al-Cu g
110D-17	17	90	625	570
110D-19	19	90	635	580
110D-22	22	90	660	600
110D-24	24	90	690	630
110D-27	27	90	715	650
110D-30	30	90	825	750
110D-32	32	90	880	800
110D-36	36	90	980	890
110D-41	41	90	1100	1000
110D-46	46	100	1430	1300
110D-50	50	100	1825	1660


No.110E Impact Socket (1"Deep)



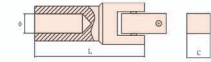
- Die forged
- Work with all kinds of electrical and impact tools.

Number	S mm	L mm	Be-Cu g	Al-Cu g
110E-22	22	100	900	820
110E-24	24	100	900	820
110E-27	27	100	1030	940
110E-30	30	100	1340	1220
110E-32	32	100	1410	1280
110E-36	36	100	1430	1300
110E-38	38	100	1430	1300
110E-41	41	100	1540	1400
110E-46	46	100	1965	1785
110E-50	50	100	2155	1960
110E-55	55	100	2445	2220
110E-60	60	100	2600	2360
110E-65	65	100	3060	2780
110E-70	70	100	2860	2600
110E-75	75	100	3390	3080
110E-80	80	100	3760	3420

No.111 Flex Ball Joint




- Die forged
- Flexible head can be vertical rotated 90 degrees The hole is designed to use with an extension.

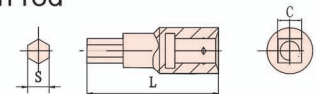


Number	C inch	L mm	Φ mm	Be-Cu g	Al-Cu g
111-1002	3/4	120	21	880	800
111-1004	1	120	21	1160	1050

No.111A Internal Hexagon Socket



- Die forged
- The hexagon rod was locked with cooper bead.
- Replacable hexagon rod

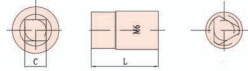


Number	C inch	S mm	L mm	Be-Cu g	Al-Cu g
111A-1002	1/4	3	55	17	16
111A-1004		4	55	17	16
111A-1006		5	55	20	18
111A-1008		6	55	26	23
111A-1010		7	55	30	27
111A-1012		8	65	45	40
111A-1014		9	65	55	50
111A-1016	10	65	65	60	
111A-1018	1/2	12	60	125	110
111A-1020		13	60	135	120
111A-1022		14	60	140	125
111A-1024		15	60	165	145
111A-1026		16	60	170	150
111A-1028		17	60	175	160
111A-1030		18	60	190	170
111A-1032		19	62	220	200
111A-1034		20	62	230	205

No.111B Socket Wrench, Triangular




- Die forged
- Used for tighten or loosen triangular bolts and nuts.



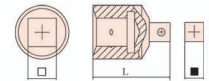
Number	C inch	M mm	L mm	Be-Cu g	Al-Cu g
111B-1002	1/2	6	40	75	70
111B-1004		8	40	80	75
111B-1006		10	40	85	80
111B-1008		12	40	95	90
111B-1010		16	50	180	150
111B-1012		20	50	250	215
111B-1014		24	60	420	380

No.113 Adaptor

DIN



- DIN3123 Die forged
- Used as a convertor to permit use of sockets and driving tools to different drive sizes.

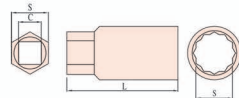


Number	□ inch	■ inch	L mm	Be-Cu g	Al-Cu g
113-1002	3/8	1/4	26	31	28
113-1004	1/4	3/8	22	22	20
113-1006	1/2	3/8	34	80	70
113-1008	3/8	1/2	34	60	55
113-1010	3/4	1/2	55	290	260
113-1012	1/2	3/4	50	170	150
113-1014	1	3/4	70	855	770
113-1016	3/4	1	60	360	320
113-1018	1-1/2	1	85	1675	1510
113-1020	1	1-1/2	85	1230	1100

No.111C Spark Plug Socket




- Die forged
- It is a special tool for manually disassemble and assemble spark plug.

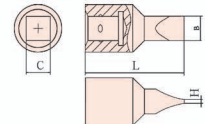


Number	C inch	S inch	L mm	Be-Cu g	Al-Cu g
111C-1002	3/8	13/16	62	180	160
111C-1004	1/2	13/16	62	160	145

No.114 Screwdriver Socket




- Die forged
- It is used as a slotted screwdriver when matched with transmission accessories.



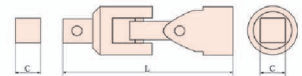
Number	C inch	L mm	H mm	B mm	Be-Cu g	Al-Cu g
114-1002	1/2	52	2	13	102	91

No.112 Universal Joint

DIN




- DIN3123 Die forged
- It is commonly used in shafts that transmit rotary motion.



Number	C inch	L mm	Be-Cu g	Al-Cu g
112-1002	1/2	80	186	170
112-1004	3/4	110	530	480
112-1006	1	132	1000	900

No.115 Ratchet Wrench




DIN

- DIN3122 Die forged
- Allow the socket to be turned without removing it from the nut or bolt simply by cycling

Number	C inch	L mm	Φ mm	H mm	Be-Cu g	Al-Cu g
115-1002	3/4	160	21	55	1760	1600
115-1004	1	180	23	60	2470	2250

No.117 Sliding T Handle

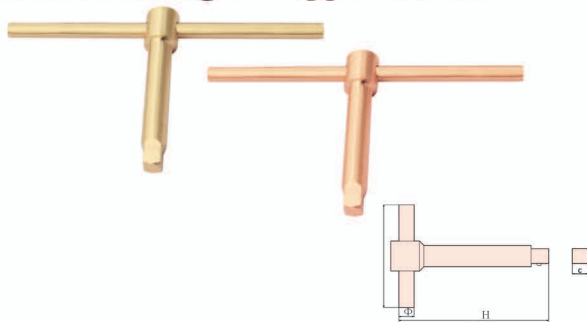
DIN



- DIN3122 Die forged
- Used for driving of manually operated sockets.

Number	C inch	L mm	H mm	Φ mm	Be-Cu g	Al-Cu g
117-1002	1/2	250	39	13	340	310
117-1004	3/4	350	54	19	1070	960
117-1006	3/4	400	56	21	1335	1221
117-1008	1	400	62	21	1620	1481

No.116 Sliding T Type Wrench



- Die forged
- Used for driving of manually operated sockets.

Number	C inch	L mm	Φ mm	H mm	Be-Cu g	Al-Cu g
116-1002	3/4	350	19	200	1705	1550
116-1004	1	400	21	200	2590	2350

No.118 Hinged Handle



- DIN3122 Die forged
- This tool allows the user to impart considerable torque to fasteners, especially in cases where corrosion has resulted in a difficult-to-loosen part.

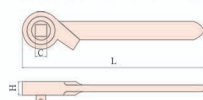
Number	C inch	L mm	L ¹ mm	Be-Cu g	Al-Cu g
118-1002	3/8	190	175	245	220
118-1004	1/2	250	230	440	400
118-1006	1/2	320	300	565	510
118-1008	1/2	400	380	645	580
118-1010	3/4	286	260	635	570
118-1012	1	304	270	910	830

No.119 Ratchet Wrench



DIN


- DIN3122 Die forged
- Allow the socket to be turned without removing it from the nut or bolt simply by cycling the handle forward and backward.



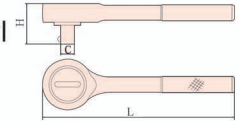
Number	C inch	L mm	H mm	Be-Cu g	Al-Cu g
119-1002	1/4	200	16.5	350	305
119-1004	3/8	175	16.5	335	302
119-1006	3/8	200	16.5	400	360
119-1008	1/2	250	16.5	535	480
119-1010	3/4	300	22	1290	1170
119-1012	1	300	22	1590	1440

No.120 Ratchet Wrench

DIN




DIN3122 Die forged
Reversing the direction of operation without detaching the sockets. It has built in mechanisms for both right and left operation.
The ratchets have replaceable gear-pawl assembly.

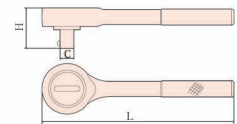


Number	C inch	L mm	H mm	Be-Cu g	Al-Cu g
120-1002	3/8	200	30	290	260
120-1004	1/2	245	43	690	615
120-1006	3/4	320	57	1570	1430
120-1008	1	550	67	3470	3150

No.120A Ratchet Wrench




DIN3122 Die forged
Reversing the direction of operation without detaching the sockets. It has built in mechanisms for both right and left operation.
The ratchets have replaceable gear-pawl assembly.

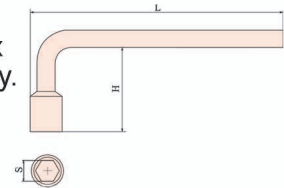


Number	C inch	L mm	H mm	Be-Cu g	Al-Cu g
120A-1002	1/4	130	22.5	175	155
120A-1004	3/8	180	30	375	335
120A-1006	1/2	250	37.5	760	680


No.121A Wrench, Socket L-Type



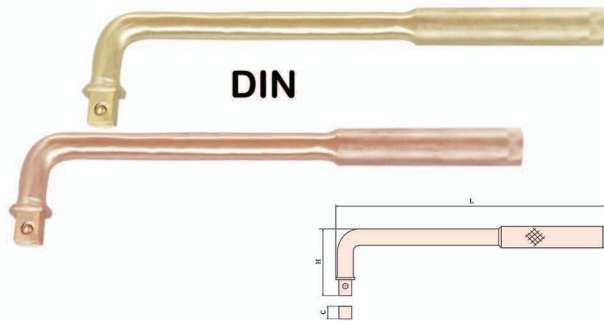
- Die forged
- Tighten or loosen hex bolts and nuts directly.



Number	S mm	L mm	H mm	Be-Cu g	Al-Cu g
121A-6	6	120	29	40	35
121A-8	8	144	33	70	60
121A-10	10	168	37	100	90
121A-12	12	216	42	155	135
121A-13	13	240	45	215	190
121A-14	14	245	45	250	215
121A-15	15	250	48	280	240
121A-16	16	255	48	335	290
121A-17	17	260	51	380	325
121A-18	18	265	53	420	365
121A-19	19	270	55	460	400
121A-20	20	272	57	520	450
121A-21	21	275	57	650	550
121A-22	22	278	59	750	645
121A-23	23	282	60	800	680
121A-24	24	286	63	850	700
121A-27	27	294	69	900	800
121A-30	30	302	75	1000	880
121A-32	32	310	81	1100	950
121A-36	36	330	85	1300	1150
121A-41	41	350	90	1500	1450



No.121 Offset Handle




- DIN3122 Die forged
Used for driving manually operated sockets for working in restricted places.

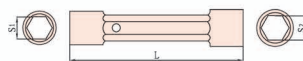
Number	C inch	L mm	H mm	Be-Cu g	Al-Cu g
121-1002	3/8	200	50	314	287
121-1004	1/2	230	60	410	380
121-1006	3/4	280	75	765	699
121-1008	1	300	85	1160	1060

No.121C Socket, Double End

DIN



- DIN3122 Die forged
- Tighten or loosen hex bolts and nuts directly.
- Suitable for two sizes



Number	S1* S2 mm	L mm	Be-Cu g	Al-Cu g
121C-0607	6*7	105	70	65
121C-0809	8*9	115	90	80
121C-1011	10*11	120	110	120
121C-1213	12*13	140	170	160
121C-1415	14*15	140	255	230
121C-1617	16*17	155	440	340
121C-1819	18*19	165	520	460
121C-2022	20*22	175	630	570
121C-2123	21*23	185	670	600
121C-2427	24*27	195	870	785
121C-2528	25*28	205	965	870
121C-2730	27*30	210	1000	900

No.121B Sliding T Type Wrench



- DIN3122
- Die forged
Tighten or loosen hex bolts and nuts directly

Number	S mm	L mm	H mm	Be-Cu g	Al-Cu g
121B-7	7	120	120	100	90
121B-9	9	130	130	155	140
121B-11	11	140	150	190	170
121B-14	14	150	170	265	240
121B-17	17	170	190	410	370
121B-19	19	180	210	535	480
121B-22	22	190	240	750	680
121B-24	24	200	270	950	860
121B-27	27	200	270	1110	1000
121B-30	30	200	280	1340	1210
121B-32	32	200	280	1440	1300
121B-36	36	200	280	1980	1800

No.122 Driver Extension

DIN




- DIN3123
- Die forged
Tighten or loosen hex bolts and nuts directly.



Number	C inch	L mm	Be-Cu g	Al-Cu g
122-1002	3/8	75	93	80
122-1004	3/8	150	185	160
122-1006	1/2	100	245	225
122-1008	1/2	125	260	230
122-1010	1/2	200	365	330
122-1012	1/2	250	470	425
122-1014	3/4	200	855	770
122-1016	1	200	1525	1380

No. 122A Wrench, Socket L-Type

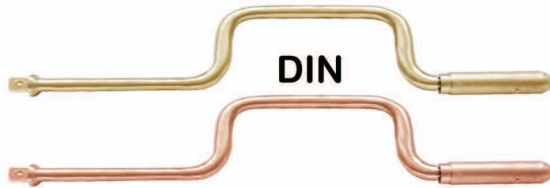


- Precision Casting
- Tighten or loosen hex bolts and nuts directly.

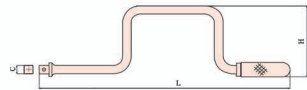


Number	S mm	L mm	H mm	Be-Cu g	Al-Cu g
122A-6	6	102	18	45	40
122A-7	7	106	18	50	45
122A-8	8	114	22	72	65
122A-9	9	122	22	90	80
122A-10	10	129	25	130	120
122A-11	11	136	25	140	125
122A-12	12	144	28	165	150
122A-13	13	152	30	200	185
122A-14	14	160	32	215	195
122A-15	15	169	35	265	240
122A-16	16	178	35	325	295
122A-17	17	187	40	350	315
122A-18	18	195	40	380	345
122A-19	19	204	45	485	440
122A-21	21	221	50	580	525
122A-22	22	230	50	650	590
122A-24	24	250	55	705	640
122A-27	27	280	65	1135	1030
122A-30	30	310	70	1460	1300
122A-32	32	330	75	1730	1570
122A-34	34	350	75	1760	1600
122A-36	36	370	80	1840	1670

No. 123 Speed Handle



- DIN3122 Precision Casting
- Used instead of a ratchet in narrow space. Crank-shaped handle can save substantial time and effort.



Number	C inch	L mm	H mm	Be-Cu g	Al-Cu g
123-1002	1/2	390	96	780	700

No. 124A Labor Saving Wrench



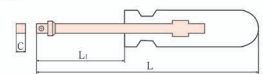
- Precision Casting
- Disassemble or assemble automobile tires efficiently by using planetary gear transmission mechanisms

Number	Size	Be-Cu g	Al-Cu g
124A-1002	ZB-16	2000	1800
124A-1004	ZB-58	6850	6200
124A-1006	ZB-68	8050	7300
124A-1008	ZB-78	8300	7500

No. 124 Driver Type Handle




- DIN3122
- Die forged
- It is used with 1/4" Dr. Socket.



Number	C inch	L mm	L1 mm	Be-Cu g	Al-Cu g
124-1002	1/4	170	55	95	85

URANUS

DIE FORGED MAKING
KEEP AHEAD THE WORLD

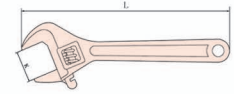


Safety Tools

B



No.125 Wrench, Adjustable



- QB/T2613.8-2005 Die forged It is suitable for different sizes of fasteners by adjusting the opening size.

Number	L mm	K _{max} mm	Be-Cu g	Al-Cu g	Qty Carton	Be-Cu Gw kg	Al-Cu Gw kg
125-1002	100	13	33	30	/	/	/
125-1004	150	18	145	130	20	3.35	3.15
125-1006	200	24	275	240	20	6.23	5.75
125-1008	250	30	485	435	20	10.74	9.8
125-1010	300	36	780	715	10	8.50	7.85
125-1012	375	46	1545	1415	6	10.05	9.28
125-1014	450	55	2360	2120	4	10.10	9.13
125-1016	600	65	4700	4300	/	/	/

No.125A Wrench, Adjustable, Plastic Handle



- QB/T2613.8-2005 Die forged Insulated handle

Number	L mm	K _{max} mm	Be-Cu g	Al-Cu g	Qty Carton	Be-Cu Gw kg	Al-Cu Gw kg
125A-1002	100	13	33	30	/	/	/
125A-1004	150	18	145	130	20	3.35	3.15
125A-1006	200	24	275	240	20	6.23	5.75
125A-1008	250	30	485	435	20	10.74	9.8
125A-1010	300	36	780	715	10	8.50	7.85
125A-1012	375	46	1545	1415	6	10.05	9.28
125A-1014	450	55	2360	2120	4	10.10	9.13
125A-1016	600	65	4700	4300	/	/	/

No.125B Wrench, Adjustable



- QB/T2613.8-2005 Die forged Red finish

Number	L mm	K _{max} mm	Be-Cu g	Al-Cu g	Qty Carton	Be-Cu Gw kg	Al-Cu Gw kg
125B-1002	100	13	33	30	/	/	/
125B-1004	150	18	145	130	20	3.35	3.15
125B-1006	200	24	275	240	20	6.23	5.75
125B-1008	250	30	485	435	20	10.74	9.8
125B-1010	300	36	780	715	10	8.50	7.85
125B-1012	375	46	1545	1415	6	10.05	9.28
125B-1014	450	55	2360	2120	4	10.10	9.13
125B-1016	600	65	4700	4300	/	/	/

No.125C Wrench, Adjustable



- QB/T2613.8-2005 Die forged Laser scale head

Number	L mm	K _{max} mm	Be-Cu g	Al-Cu g	Qty Carton	Be-Cu Gw kg	Al-Cu Gw kg
125C-1002	100	13	33	30	/	/	/
125C-1004	150	18	145	130	20	3.35	3.15
125C-1006	200	24	275	240	20	6.23	5.75
125C-1008	250	30	485	435	20	10.74	9.8
125C-1010	300	36	780	715	10	8.50	7.85
125C-1012	375	46	1545	1415	6	10.05	9.28
125C-1014	450	55	2360	2120	4	10.10	9.13
125C-1016	600	65	4700	4300	/	/	/

No.125D Wrench, Adjustable

QB/T2613.8-2005 Die forged
Plastic Handle



Number	L mm	K _{max} mm	Be-Cu g	Al-Cu g
125D-1002	150	18	165	145
125D-1004	200	24	300	270
125D-1006	250	30	550	500
125D-1008	300	36	750	680

No.125E Wrench, Adjustable


QB/T2613.8-2005 Die forged It is suitable for different sizes of fasteners by adjusting the opening size.



Number	L mm	K _{max} mm	Be-Cu g	Al-Cu g
125E-1002	150	18	175	150
125E-1004	200	24	290	250
125E-1006	250	30	485	420
125E-1008	300	36	750	650

No.126 Wrench, Adjustable


Q/ZBF-126 Precision Casting This adjustable wrench can also be used as a hammer



Number	L mm	K _{max} mm	H mm	Be-Cu g	Al-Cu g
126-1002	350	36	80	1384	1251


No.127 Wrench Monkey

Q/ZBF-127 Die forged Replace the adjustable wrench by used for heavier task.

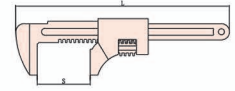


Number	L mm	K _{max} mm	Be-Cu g	Al-Cu g
127-1002	240	45	510	470
127-1004	254	48	615	560
127-1006	305	58	910	820
127-1008	350	65	1220	1120
127-1010	380	70	1465	1340

No.127A Motor Wrench




- Q/ZBF-127A Die forged
Wide adjustment range, suitable for heavy duty work.



Number	S mm	L mm	Be-Cu g	Al-Cu g
127A-62	62	250	575	520
127A-78	78	280	860	780
127A-82	82	375	1430	1300


**No.128 Wrench, Swedish Type 45°
DIN**



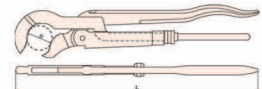
- DIN5234 Die forged
Grip pipe and pipe fittings securely. Long handle.

Number	L mm	K mm	Be-Cu g	Al-Cu g
128-1002	430	38	1550	1400
128-1004	530	50	2230	2000

**No.128A Wrench, Swedish Type
DIN**




- DIN5234 Die forged
Clamp mouth prevent workpiece slidding and ensure the max rotate in restricted space.

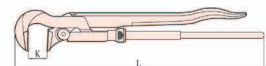


Number	L mm	D inch	Be-Cu g	Al-Cu g
128A-1002	530	2	2605	2355
128A-1004	650	3	4500	4060
128A-1006	790	4	6200	5600

No.128B Wrench, Swedish Type 90°



- DIN5234 Die forged
- Grip pipe and pipe fittings securely.
- Long handle.



Number	L mm	K mm	Be-Cu g	Al-Cu g
128B-1002	430	38	1480	1330

No.129 Wrench, Chain Pipe

DIN



- DIN17200 Die forged
- Used for tighten or loosen bigger sizes pipes and pipe fittings.

Number	L mm	D _{max} mm	Be-Cu g	Al-Cu g
129-1002	600	100	3955	3605
129-1004	600	150	4650	4200
129-1006	900	200	8600	7800
129-1008	900	300	9810	9000

No.129A Wrench, Chain Pipe Light



- Q/ZBF-129A Die forged
- Used for tighten or loosen bigger size pipes and pipe fittings.

Number	L mm	D _{max} mm	Be-Cu g	Al-Cu g
129A-1002	600	100	2105	1910
129A-1004	1600	450	10500	9500
129A-1006	300	60	1030	940


No.129B Wrench, Belt Pipe



- Q/ZBF-129B Precision Casting
- Strong nylon belt will not slip.
- Prevent the surface from damaging

Number	L mm	L _i mm	Be-Cu g	Al-Cu g
129B-1002	285	800	665	600


No.129C Universal Wrench



- Q/ZBF-129C Precision Casting
- One handed with thumb trigger for quick opening

Number	L mm	D mm	Be-Cu g	Al-Cu g
129C-1002	250	10-30	870	780
129C-1004	450	30-60	2450	2200


No.130 Wrench, Pipe



- QB/T2613.10-2005 Die forged
- Used for disassembling or assembling pipes and fittings.

Number	L mm	Kmax mm	Be-Cu g	Al-Cu g	Q'ty Carton	Be-Cu Gw kg	Al-Cu Gw kg
130-1002	200	25	400	365	20	8.75	8.05
130-1004	250	30	615	560	16	10.70	9.81
130-1006	300	40	825	750	12	10.70	9.80
130-1008	350	50	1100	1000	8	10.00	9.20
130-1010	450	60	1785	1625	6	11.35	10.39
130-1012	600	75	3255	2960	/	/	/
130-1014	900	125	6035	5490	/	/	/
130-1016	1200	150	12280	10870	/	/	/


No.130A Wrench, Pipe



- QB/T2613.10-2005 Die forged
- Used for disassembling or assembling pipes and fittings.

Number	L mm	Kmax mm	Be-Cu g	Al-Cu g	Q'ty Carton	Be-Cu Gw kg	Al-Cu Gw kg
130A-1002	200	25	400	365	20	8.75	8.05
130A-1004	250	30	615	560	16	10.70	9.81
130A-1006	300	40	825	750	12	10.70	9.80
130A-1008	350	50	1100	1000	8	10.00	9.20
130A-1010	450	60	1785	1625	6	11.35	10.39
130A-1012	600	75	3255	2960	/	/	/
130A-1014	900	125	6035	5490	/	/	/
130A-1016	1200	150	12280	10870	/	/	/

No.130B Wrench, Pipe (British Type)



- Die forged
- Used for disassembling or assembling pipes and fittings.

Number	L mm	Kmax mm	Be-Cu g	Al-Cu g
130B-1002	200	25	430	380
130B-1004	250	30	580	520
130B-1006	300	40	880	780
130B-1008	350	50	1250	1080
130B-1010	450	60	1910	1660
130B-1012	600	75	3115	2710

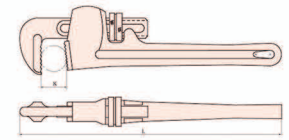
No.130C Wrench, Pipe (Germany Light Type)



- Die forged
- Used for disassembling or assembling pipes and fittings.

Number	L mm	Kmax mm	Be-Cu g	Al-Cu g
130C-1002	350	75	1300	1200


No.131 Wrench, Pipe (American Type)



- QB/T2613.10-2005 Die forged
- Used for disassembling or assembling pipes and fittings.

Number	L mm	K _{max} mm	Be-Cu g	Al-Cu g
131-1002	200	25	420	380
131-1004	250	30	735	670
131-1006	300	40	1050	955
131-1008	350	50	1315	1195
131-1010	450	60	2255	2050
131-1012	600	75	3465	3150
131-1014	900	85	5880	5345
131-1016	1200	110	12280	10870


No.131A Wrench, Pipe (American Type)



- QB/T2613.10-2005 Die forged
- Used for disassembling or assembling pipes and fittings.

Number	L mm	K _{max} mm	Be-Cu g	Al-Cu g
131A-1002	200	25	420	380
131A-1004	250	30	735	670
131A-1006	300	40	1050	955
131A-1008	350	50	1315	1195
131A-1010	450	60	2255	2050
131A-1012	600	75	3465	3150
131A-1014	900	85	5880	5345
131A-1016	1200	110	12280	10870

No.131AL Wrench, Pipe (American Type)



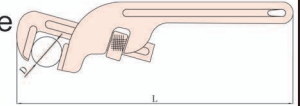
- QB/T2613.10-2005 Die forged
- Used for disassembling or assembling pipes and fittings.
- Aluminium Handle

Number	L mm	K _{max} mm	Be-Cu g	Al-Cu g
131AL-1002	250	30	560	485
131AL-1004	300	40	850	740
131AL-1006	350	50	1200	1050
131AL-1008	450	60	1955	1700

No.131B Wrench, Pipe (Diagonal Type)




- Q/ZBF-131B Precision Casting
 - Used for disassembling or assembling pipes and fittings.
- The bent head (45 degree angle) can be used in special space.



Number	L mm	D _{max} mm	Be-Cu g	Al-Cu g
131B-1002	200	34	560	510
131B-1004	250	48	930	840
131B-1006	300	50	1470	1330
131B-1008	375	60	1780	1610
131B-1010	450	76	2650	2400


No.131C Wrench, Pipe (Bent Type)



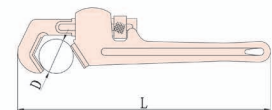
- Q/ZBF-131C Precision Casting
 - Used for disassembling or assembling pipes and fittings.
- The bent head (90 degree angle) can be used in special space.

Number	L mm	D _{max} mm	Be-Cu g	Al-Cu g
131C-1002	200	34	500	450
131C-1004	250	48	850	780
131C-1006	300	50	1200	1090
131C-1008	375	60	1950	1770
131C-1010	450	76	2730	2480

No.131D Wrench, Pipe (Hex Type)



- Q/ZBF-131D Precision Casting
- Hexagonal head design increased the contact area with the fasteners and firmly grip.



Number	L mm	D _{max} mm	Be-Cu g	Al-Cu g
131D-1002	250	30	1250	1130
131D-1004	350	50	1785	1620

No.131E Wrench, Pipe (Bent & Hex Type)



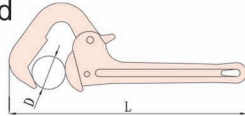
- Q/ZBF-131E Die forged
 - Hexagonal head design increased the contact area with the fasteners.
- The bent head (45 degree angle) can be used for special space.

Number	L mm	D _{max} mm	Be-Cu g	Al-Cu g
131E-1002	250	30	1250	1130
131E-1004	350	50	1785	1620

No.131F Wrench, Pipe (Rapid Grip)



- Q/ZBF-131F Die forged
- It is adjustable wrench used for disassembling or assembling pipes and fittings, one-hand operated, easy for use.



Number	L mm	D _{max} mm	Be-Cu g	Al-Cu g
131F-1002	250	48	980	880
131F-1004	350	60	1900	1710



No.132 Set-9pcs Wrench, Combination

Number	S mm	Be-Cu g	Al-Cu g
132	8, 10, 12, 14, 17, 19, 22, 24, 27	1815	1655

No.133 Set-11pcs Wrench, Combination

Number	S mm	Be-Cu g	Al-Cu g
133	8, 10, 12, 14, 17, 19, 22, 24, 27, 30, 32	3235	2955

No.134 Set-13pcs Wrench, Combination

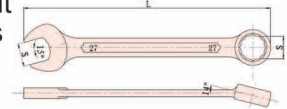
Number	S mm	Be-Cu g	Al-Cu g
134	8, 10, 12, 13, 14, 16, 17, 19, 22, 24, 27, 30, 32	3485	3175

No.135 Wrench, Combination

DIN



- DIN3113 Die forged
- Both ends generally fit the same size of bolts and nuts.



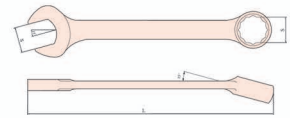
Number	S mm	L mm	Be-Cu g	Al-Cu g
135-6	6	105	22	20
135-7	7	120	37	34
135-8	8	120	37	34
135-9	9	135	55	50
135-10	10	135	55	50
135-11	11	150	75	75
135-12	12	150	75	70
135-13	13	175	122	110
135-14	14	175	122	110
135-15	15	195	160	145
135-16	16	195	155	140
135-17	17	195	155	140
135-18	18	215	210	190
135-19	19	215	210	190
135-20	20	230	225	200
135-21	21	230	225	200
135-22	22	245	250	220
135-23	23	265	265	233
135-24	24	265	260	230
135-25	25	265	260	230
135-26	26	290	420	380
135-27	27	290	420	380
135-30	30	320	560	500
135-32	32	340	670	600
135-34	34	360	850	750
135-35	35	360	890	800
135-36	36	360	890	800
135-38	38	395	1200	1150
135-41	41	430	1440	1300
135-46	46	480	1890	1700
135-50	50	520	2220	2000
135-55	55	560	2460	2230
135-60	60	595	3300	2950
135-65	65	595	3250	2900
135-70	70	630	4550	4100

Number	S inch	L mm	Be-Cu g	Al-Cu g
135A-1002	1/4	105	22	20
135A-1004	5/16	120	37	34
135A-1006	3/8	135	55	50
135A-1008	7/16	150	75	70
135A-1010	1/2	175	125	115
135A-1012	9/16	175	122	110
135A-1014	19/32	195	160	145
135A-1016	5/8	195	155	140
135A-1018	11/16	195	155	140
135A-1020	3/4	215	210	190
135A-1022	13/16	230	225	200
135A-1024	7/8	245	250	225
135A-1026	15/16	265	260	230
135A-1028	1	290	420	380
135A-1030	1-1/16	290	420	380
135A-1032	1-1/8	320	560	500
135A-1034	1-3/16	320	560	500
135A-1036	1-1/4	340	670	600
135A-1038	1-5/16	360	850	750
135A-1040	1-3/8	360	890	800

No.136 Wrench, Combination




- DIN3113 Die forged
- Both ends generally fit the same size of bolts and nuts.




Number	S mm	L mm	Be-Cu g	Al-Cu g
136-6	6	105	18	16
136-7	7	120	40	40
136-8	8	120	40	40
136-9	9	135	45	42
136-10	10	135	45	42
136-11	11	150	65	60
136-12	12	150	65	60
136-13	13	175	90	82
136-14	14	175	90	82
136-15	15	195	140	125
136-16	16	195	140	125
136-17	17	195	140	125
136-18	18	215	180	165
136-19	19	215	180	165
136-20	20	215	180	165
136-21	21	245	280	260
136-22	22	245	280	260
136-23	23	265	320	290
136-24	24	265	320	290
136-25	25	265	500	455
136-26	26	290	500	455
136-27	27	290	500	455
136-30	30	320	700	635
136-32	32	340	780	710
136-34	34	360	1000	910
136-36	36	360	1000	910
136-38	38	430	1450	1310
136-41	41	430	1420	1190
136-46	46	480	1760	1590
136-50	50	520	2020	1830
136-55	55	560	2000	1810
136-60	60	595	2920	2640
136-65	65	595	3440	3110
136-70	70	630	4130	3730
136-75	75	630	4000	3620
136-80	80	660	5400	4880
136-85	85	660	5320	4800
136-90	90	720	7100	6410
136-95	95	720	7000	6250
136-100	100	780	8950	8100
136-110	110	840	11350	10369
136-120	120	900	12750	11560

No.136A Wrench, Combination Ratchet




- Q/ZBF-126A Precision Casting
- Different with the combination wrench, the ring end adopts ratchet structure.

Number	S mm	L mm	Be-Cu g	Al-Cu g
136A-8	8	155	115	100
136A-10	10	165	130	115
136A-12	12	175	150	130
136A-14	14	190	170	150
136A-17	17	220	250	225
136A-19	19	240	310	280
136A-22	22	270	420	380
136A-24	24	290	570	510
136A-27	27	315	750	675
136A-30	30	350	1000	900
136A-32	32	370	1155	1040

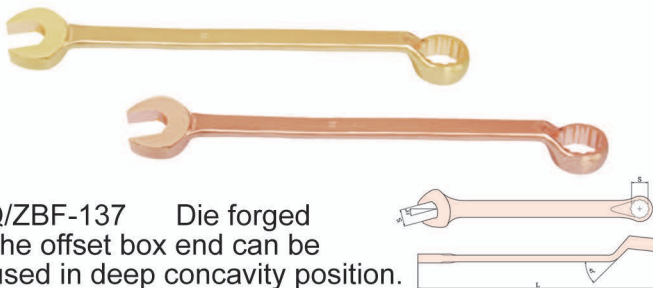


No.136B Wrench, Combination Ratchet Adjustable



Number	S mm	L mm	Be-Cu g	Al-Cu g
136B-10	10	165	135	120
136B-12	12	175	160	145
136B-14	14	190	190	170
136B-17	17	220	290	260
136B-19	19	240	355	320
136B-22	22	270	470	425
136B-24	24	300	560	500

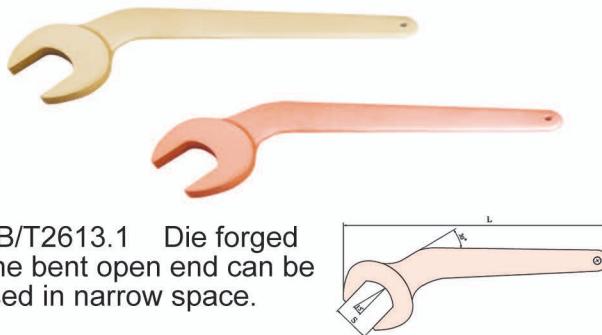
No.137 Wrench, Combination



- Q/ZBF-137 Die forged
- The offset box end can be used in deep concavity position.

Number	S mm	L mm	Be-Cu g	Al-Cu g
137-17	17	240	230	210
137-19	19	270	280	250
137-21	21	290	380	340
137-22	22	295	440	370
137-24	24	320	460	390
137-27	27	350	605	520

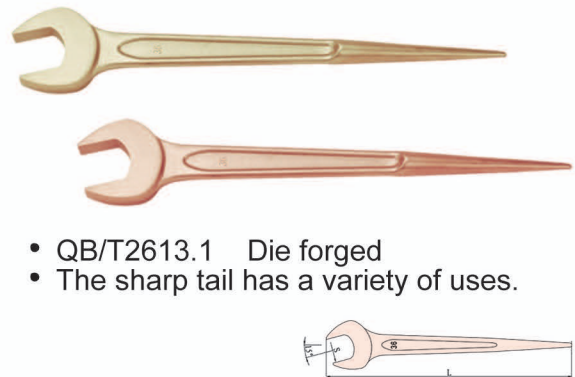
No.138 Wrench, Bent Open End



- QB/T2613.1 Die forged
- The bent open end can be used in narrow space.

Number	S mm	L mm	Be-Cu g	Al-Cu g
138-12	12	120	55	50
138-14	14	130	90	80
138-17	17	150	125	115
138-19	19	170	180	165
138-22	22	190	250	230
138-24	24	210	255	235
138-27	27	230	380	350
138-30	30	250	490	450
138-32	32	270	590	545
138-34	34	280	720	660
138-36	36	290	850	780
138-41	41	310	1090	1005
138-46	46	330	1340	1225
138-50	50	350	1615	1480
138-55	55	370	2135	1955

No.139 Wrench, Construction With Pin



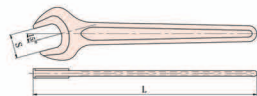
- QB/T2613.1 Die forged
- The sharp tail has a variety of uses.

Number	S mm	L mm	Be-Cu g	Al-Cu g
139-17	17	220	125	115
139-19	19	240	160	145
139-22	22	260	210	190
139-24	24	280	265	240
139-27	27	300	350	315
139-30	30	320	445	405
139-32	32	340	530	480
139-36	36	360	720	650
139-41	41	380	1010	910
139-46	46	400	1115	1010
139-50	50	420	1165	1055
139-55	55	450	1485	1345
139-60	60	480	2015	1825

**No.140 Wrench, Single Open End
DIN**




- DIN894 Die forged
- Used to tighten or loosen bolts and nuts, lightweight but more efficient

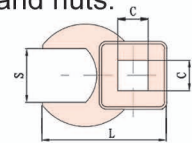


Number	S mm	L mm	Be-Cu g	Al-Cu g
140-8	8	95	40	35
140-10	10	105	50	45
140-12	12	125	65	60
140-14	14	140	95	85
140-17	17	160	105	95
140-19	19	170	130	115
140-22	22	195	170	152
140-24	24	220	190	170
140-27	27	240	285	260
140-30	30	260	320	290
140-32	32	275	400	365
140-34	34	290	455	410
140-36	36	310	530	480
140-41	41	345	615	555
140-46	46	375	950	860
140-50	50	410	1080	950
140-55	55	450	1380	1200
140-60	60	490	1950	1700
140-65	65	530	2250	2000
140-70	70	570	2850	2550
140-75	75	610	3200	2800

No.140A Crow Foot Open End



- Q/ZBF-140A Die forged
- Matched with torque wrench, used to perform protection when tighten or loosen special bolts and nuts.



Number	C inch	S inch	L mm	Be-Cu g	Al-Cu g
140A-1002	3/8	9/16	35	55	50
140A-1004		5/8	37	55	50
140A-1006		11/16	38	55	50
140A-1008		7/8	43	60	55
140A-1010		1-1/8	50	83	75
140A-1012		1-1/4	53	95	85
140A-1014		1-3/8	56	103	90
140A-1016		1-1/2	59	130	120
140A-1018		1-7/8	72	180	160
140A-1020		2	75	190	165
140A-1022	2-1/4	81	200	180	
140A-1024	1/2	14	40	60	55
140A-1026		16	43	62	58
140A-1028		17	43	62	58
140A-1030		19	49	105	95
140A-1032		20	49	105	95
140A-1034		22	52	120	102
140A-1036		27	59	145	125

No.140D Wrench, Single Open End



Number	S mm	L mm	Be-Cu g	Al-Cu g
140D-22	22	180	220	180
140D-24	24	196	235	195
140D-27	27	225	330	280
140D-30	30	255	450	390
140D-32	32	275	602	520
140D-36	36	300	901	775
140D-41	41	325	1040	950
140D-46	46	350	1180	1080

No.140B Wrench, Construction, Offset Type With Pin

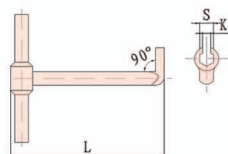


- GB/T 4388 Die forged
- The sharp tail has a variety of uses.



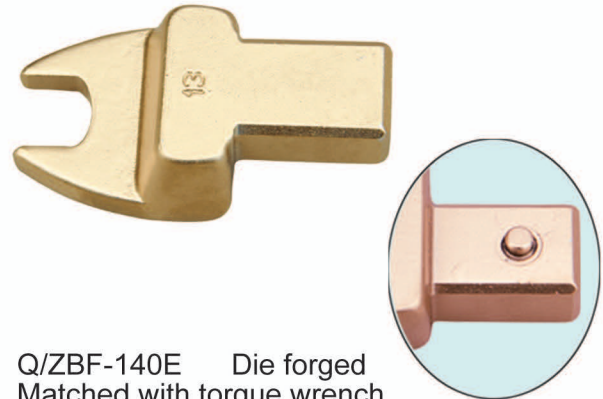
Number	S mm	L mm	Be-Cu g	Al-Cu g
140B-17	17	320	210	195
140B-19	19	350	320	290
140B-22	22	350	430	390
140B-24	24	370	480	430
140B-27	27	370	640	580
140B-30	30	400	800	720
140B-32	32	400	800	720
140B-36	36	430	950	860
140B-41	41	470	1270	1150
140B-46	46	500	1600	1445
140B-50	50	530	1885	1700
140B-55	55	560	2160	1950

No.140C T- Handle Wrench



- Q/ZBF-140C Die forged
- Used to tighten or loosen bolts and nuts, lightweight but more efficient.

No.140E Rectangular Open End

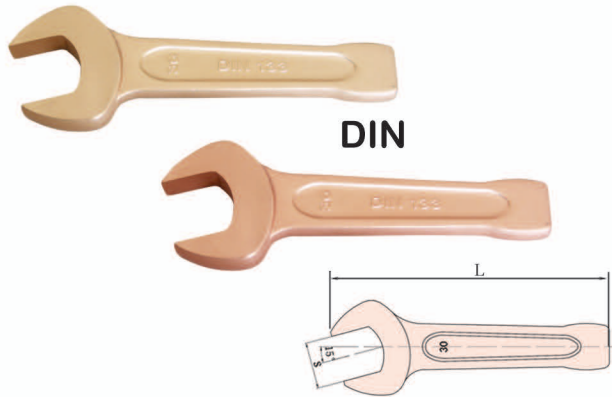


Q/ZBF-140E Die forged
Matched with torque wrench, used to perform protection when tighten or loosen special bolts and nuts.

Number	H*B mm	S mm	Be-Cu g	Al-Cu g
140E-1002	9*12	7	45	40
140E-1004		8	44	39
140E-1006		9	43	38
140E-1008		10	48	42
140E-1010		12	50	43
140E-1012		13	60	52
140E-1014		14	60	52
140E-1016		17	70	60
140E-1018		19	85	74
140E-1020	14*18	13	145	129
140E-1022		14	145	129
140E-1024		17	150	136
140E-1026		19	165	147
140E-1028		22	183	165
140E-1030		24	185	167
104E-1032		27	245	219
104E-1034		30	270	245
104E-1036		32	275	246
104E-1038		36	305	275
104E-1040		38	295	265
104E-1042		41	340	307

Number	S mm	K mm	L mm	Be-Cu g	Al-Cu g
140C-8	8	5	215	135	120
140C-10	10	6	215	140	125
140C-12	12	8	215	145	130
140C-14	14	10	215	150	135

No.141 Wrench, Striking Open



DIN133 Die forged
Used with a hammer to loosen or tighten large bolts and nuts.

Number	S mm	L mm	Be-Cu g	Al-Cu g	Qty Carton	Be-Cu Gw kg	Al-Cu Gw kg
141-17	17	125	150	135	20	3.10	2.84
141-19	19	125	150	135	20	3.10	2.84
141-22	22	135	195	175	20	3.90	3.55
141-24	24	150	245	220	20	5.00	4.60
141-27	27	175	385	350	20	8.45	7.70
141-30	30	190	465	420	20	10.10	9.20
141-32	32	190	515	460	20	10.60	9.65
141-36	36	210	675	615	12	8.77	8.00
141-41	41	230	955	860	10	10.43	9.50
141-46	46	250	1225	1100	8	10.40	9.45
141-50	50	275	1560	1420	6	9.70	8.80
141-55	55	305	2025	1830	4	8.10	7.80
141-60	60	315	2345	2120	4	9.90	9.0
141-65	65	335	3060	2780	/	/	/
141-70	70	370	4030	3660	/	/	/
141-75	75	375	4660	4030	/	/	/
141-80	80	400	5650	5130	/	/	/
141-85	85	400	6000	5400	/	/	/
141-90	90	445	7800	7050	/	/	/
141-95	95	445	7730	7000	/	/	/
141-100	100	485	11600	10500	/	/	/
141-110	110	513	13500	12000	/	/	/

Number	S inch	L mm	Be-Cu g	Al-Cu g
141-1002	3/4	125	150	135
141-1004	7/8	135	195	175
141-1006	15/16	150	245	220
141-1008	1	175	335	300
141-1010	1-1/8	190	435	390
141-1012	1-1/4	190	515	460
141-1014	1-7/16	210	800	730
141-1016	1-1/2	220	860	780
141-1018	1-5/8	230	955	860
141-1020	1-3/4	250	1225	1100
141-1022	1-7/8	250	1225	1100
141-1024	2	275	1550	1400
141-1028	2-1/8	305	1850	1680
141-1030	2-1/4	315	2190	1970
141-1032	2-3/8	315	2190	1970
141-1034	2-1/2	335	3060	2780
141-1036	2-3/4	370	4030	3660
141-1038	3	375	4200	3800
141-1040	3-1/8	400	5650	5130
141-1042	3-1/2	445	7800	7050
141-1044	3-3/4	445	7730	7000
141-1046	4	485	11600	10500

No.141A Wrench, Striking Open



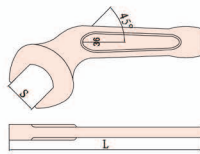
- Q/ZBF-141A Precision Casting
- Used with a hammer to loosen or tighten large bolts and nuts.

Number	S mm	L mm	Be-Cu g	Al-Cu g
141A-17	17	130	133	120
141A-19	19	140	172	155
141A-22	22	155	252	230
141A-24	24	165	305	275
141A-27	27	175	385	350
141A-30	30	185	515	470
141A-32	32	195	585	535
141A-36	36	210	851	780
141A-41	41	225	1055	965
141A-46	46	240	1245	1140
141A-50	50	255	1580	1445
141A-55	55	270	1865	1705
141A-60	60	285	2205	2015
141A-65	65	305	3060	2805
141A-70	70	325	3620	3310
141A-75	75	345	3905	3570
141A-80	80	365	4845	4440
141A-90	90	385	5370	4920

No.141B Wrench, Bent Striking Open



- Q/ZBF-141B Die forged
- Different from the slogging open, the bent head (45 degree angle) can be used in special space.



Number	S mm	L mm	Be-Cu g	Al-Cu g
141B-17	17	140	155	140
141B-19	19	140	155	140
141B-22	22	150	190	170
141B-24	24	150	245	220
141B-27	27	175	420	380
141B-30	30	190	480	440
141B-32	32	190	480	440
141B-34	34	210	680	620
141B-36	36	210	680	620
141B-38	38	230	980	800
141B-41	41	230	950	860
141B-46	46	250	1270	1150
141B-50	50	275	1380	1250
141B-55	55	305	1780	1620
141B-60	60	315	2560	2350
141B-65	65	335	3000	2750



No.142 Set-9pcs Wrench, Double Open End

Number	S1*S2 mm	Be-Cu g	Al-Cu g
142	8*10, 10*12, 12*14, 14*17, 17*19, 19*22, 22*24, 24*27, 30*32	2810	2570

No.143 Set-11pcs Wrench, Double Open End

Number	S1*S2 mm	Be-Cu g	Al-Cu g
143	8*10, 9*11, 10*12, 12*14, 14*17, 17*19, 19*22, 22*24, 24*27, 27*30, 30*32	3530	3230

No.144 Set-13pcs Wrench, Double Open End

Number	S1*S2 mm	Be-Cu g	Al-Cu g
144	5.5*7, 6*7, 8*10, 9*11, 10*12, 12*14, 14*17, 17*19, 19*22, 22*24, 24*27, 27*30, 30*32	3610	3295

No.145 Wrench, Double Open End



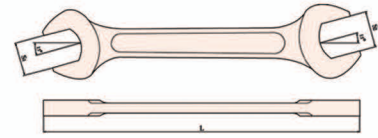
- QB/T 2613.1 Die forged
- Used to tighten or loosen bolts and nuts.

Number	S1*S2 mm	L mm	Be-Cu g	Al-Cu g
145-0607	6*7	90	40	35
145-0709	7*9	100	45	40
145-0810	8*10	100	60	55
145-0911	9*11	120	75	70
145-1012	10*12	120	95	87
145-1214	12*14	130	145	133
145-1417	14*17	150	180	165
145-1719	17*19	170	235	215
145-1922	19*22	185	330	302
145-2224	22*24	210	445	430
145-2427	24*27	230	535	490
145-2730	27*30	250	650	593
145-3032	30*32	265	775	710
145-3036	30*36	285	925	845
145-3234	32*34	285	1055	965
145-3236	32*36	290	1155	1055
145-3436	34*36	300	1475	1350
145-3641	36*41	315	1610	1470
145-4146	41*46	360	1790	1640
145-4650	46*50	370	2220	2030
145-5055	50*55	385	2610	2385
145-5060	50*60	400	3085	2820
145-5560	55*60	415	3270	2990
145-6065	60*65	435	4540	4150
145-6570	65*70	470	6130	5605

No.146 Wrench, Double Open End




- QB/T2613.1 Die forged
- Used to tighten or loosen bolts and nuts.



Number	S1*S2 mm	L mm	Be-Cu g	Al-Cu g
146-0507	5.5*7	90	23	20
146-0607	6*7	92	25	22
146-0709	7*9	96	28	25
146-0810	8*10	100	34	31
146-0911	9*11	110	50	45
146-1011	10*11	115	52	47
146-1012	10*12	120	60	55
146-1014	10*14	124	68	62
146-1213	12*13	128	73	67
146-1214	12*14	130	75	69
146-1317	13*17	150	120	110
146-1415	14*15	143	115	105
146-1417	14*17	150	120	110
146-1617	16*17	157	130	120
146-1618	16*18	163	145	130
146-1719	17*19	170	150	135
146-1721	17*21	173	185	165
146-1819	18*19	175	200	180
146-1921	19*21	182	210	190
146-1922	19*22	185	220	200
146-1924	19*24	190	235	210
146-2022	20*22	195	250	225
146-2123	21*23	200	270	235
146-2126	21*26	205	275	245

Number	S1*S2 mm	L mm	Be-Cu g	Al-Cu g
146-2224	22*24	210	312	285
146-2227	22*27	215	320	292
146-2326	23*26	220	330	302
146-2427	24*27	230	345	310
146-2430	24*30	233	365	330
146-2528	25*28	236	365	330
146-2632	26*32	243	465	420
146-2730	27*30	250	485	430
146-2732	27*32	255	600	549
146-3032	30*32	265	610	540
146-3036	30*36	270	815	730
146-3234	32*34	270	815	730
146-3236	32*36	300	885	800
146-3436	34*36	300	885	800
146-3638	36*38	330	1350	1210
146-3641	36*41	330	1350	1210
146-3840	38*40	330	1350	1210
146-4146	41*46	360	1690	1530
146-4650	46*50	370	2050	1850
146-5055	50*55	385	2160	1950
146-5060	50*60	400	2488	2275
146-5560	55*60	415	2700	2450
146-6065	60*65	435	3950	3600

No.146A Wrench, Double Open End



DIN895 Die forged
Used to tighten or loosen bolts and nuts, DIN 895 design, high grade appearance.

Number	S1*S2 mm	L mm	Be-Cu g	Al-Cu g
146A-1002	14*17	160	110	100
146A-1004	17*19	180	120	110
146A-1006	19*22	200	160	140
146A-1008	19*24	220	180	160
146A-1010	22*24	230	240	220
146A-1012	24*27	255	340	305
146A-1014	27*30	280	420	380
146A-1016	30*32	300	530	480
146A-1018	32*36	320	635	570
146A-1020	34*36	330	740	670
146A-1022	36*41	350	900	810
146A-1024	41*46	380	1060	955
146A-1026	46*50	420	1310	1190
146A-1028	50*55	460	1900	1720
146A-1030	55*60	500	2800	2530

No.147 Wrench, Double Open End



- QB/T2613.1 Die forged
- Used to tighten or loosen bolts and nuts.



Number	S1*S2 inch	L mm	Be-Cu g	Al-Cu g
147-1002	1/4*5/16	90	34	30
147-1004	5/16*3/8	100	45	40
147-1006	3/8*7/16	120	60	55
147-1008	3/8*1/2	120	68	60
147-1010	7/16*1/2	130	85	78
147-1012	1/2*9/16	130	90	80
147-1014	9/16*5/8	150	120	105
147-1016	5/8*11/16	150	155	130
147-1018	5/8*3/4	165	160	135
147-1020	11/16*3/4	170	170	145
147-1022	3/4*13/16	185	225	185
147-1024	3/4*7/8	185	230	200
147-1026	13/16*7/8	185	240	215
147-1028	7/8*15/16	210	305	270
147-1030	15/16*1	220	365	305
147-1032	1*1-1/16	230	405	355
147-1034	1-1/16*1-1/8	250	450	380
147-1036	1-1/8*1-3/16	250	548	480
147-1038	1-3/16*1-1/4	265	600	525



No.148 Set-9pcs Wrench, Double Box Offset

Number	S1*S2 mm	Be-Cu g	Al-Cu g
148	8*10, 10*12, 12*14, 14*17, 17*19, 19*22, 22*24, 24*27, 30*32	2815	2575

No.149 Set-11pcs Wrench, Double Box Offset

Number	S1*S2 mm	Be-Cu g	Al-Cu g
149	8*10, 9*11, 10*12, 12*14, 14*17, 17*19, 19*22, 22*24, 24*27, 27*30, 30*32	3585	3275

No.150 Set-13pcs Wrench, Double Box Offset

Number	S1*S2 mm	Be-Cu g	Al-Cu g
150	5.5*7, 6*7, 8*10, 9*11, 10*12, 12*14, 14*17, 17*19, 19*22, 22*24, 24*27, 27*30, 30*32	3630	3320



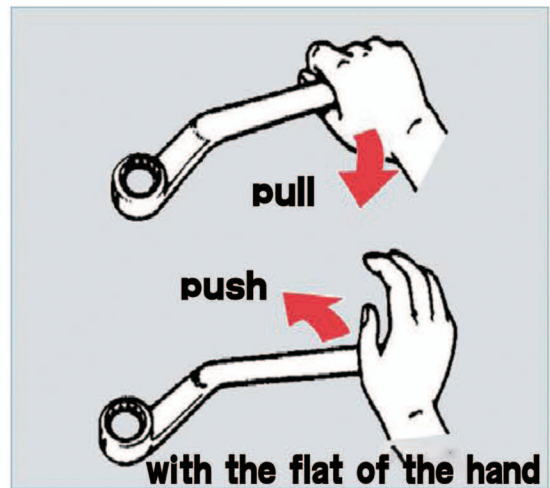
No.151 Wrench, Double Box Offset



Number	S1*S2 mm	L mm	Be-Cu g	Al-Cu g
151-0507	5.5*7	115	22	20
151-0607	6*7	115	25	23
151-0709	7*9	130	50	46
151-0810	8*10	130	55	50
151-0911	9*11	140	70	65
151-1011	10*11	140	80	75
151-1012	10*12	140	85	78
151-1213	12*13	160	120	110
151-1214	12*14	160	151	140
151-1417	14*17	220	205	180
151-1618	16*18	220	220	202
151-1719	17*19	250	225	205
151-1722	17*22	250	290	265
151-1819	18*19	250	295	270
151-1922	19*22	280	310	280
151-1924	19*24	310	355	320
151-2123	21*23	285	405	360
151-2126	21*26	320	450	410
151-2224	22*24	310	455	415
151-2427	24*27	340	520	475
151-2430	24*30	350	550	501
151-2528	25*28	350	580	530
151-2632	26*32	370	640	570

Number	S1*S2 mm	L mm	Be-Cu g	Al-Cu g
151-2730	27*30	360	705	645
151-3032	30*32	380	805	736
151-3036	30*36	405	1145	1030
151-3234	32*34	400	1080	980
151-3236	32*36	405	1145	1030
151-3436	34*36	420	1165	1065
151-3641	36*41	445	1600	1465
151-4146	41*46	470	2077	1905
151-4650	46*50	490	2530	2315
151-5055	50*55	510	2580	2360
151-5060	50*60	520	3002	2745
151-5560	55*60	530	3203	2905
151-6070	60*70	560	4105	3605

Non-Sparking Double Box Offset Wrench

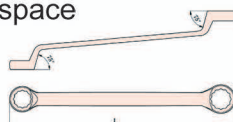


No.151A Wrench, Double Box Offset

DIN



- DIN838 Die forged
- Used to tighten or loosen bolts and nuts, suitable for use where space is narrow or deep concavity

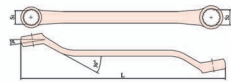


Number	S1*S2 mm	L mm	Be-Cu g	Al-Cu g
151A-1719	17*19	280	180	160
151A-1922	19*22	300	210	190
151A-1924	19*24	320	320	290
151A-2123	21*23	320	370	335
151A-2224	22*24	330	420	380
151A-2427	24*27	340	480	430
151A-2730	27*30	350	530	480
151A-3032	30*32	370	690	620
151A-3236	32*36	430	1000	910
151A-3641	36*41	470	1270	1150
151A-4146	41*46	500	1580	1430
151A-4650	46*50	525	1900	1720
151A-5055	50*55	550	2850	2580

No.152 Wrench, Double Box Offset




- QB/T2613.5 Precision Casting
- Used to tighten or loosen bolts and nuts, suitable for use where space is narrow or deep concavity, American type.



Number	S1*S2 mm	L mm	Be-Cu g	Al-Cu g
152-0507	5.5*7	120	40	35
152-0607	6*7	122	45	40
152-0709	7*9	126	50	46
152-0810	8*10	130	55	50
152-0910	9*10	135	60	55
152-0911	9*11	140	70	65
152-1012	10*12	160	85	80
152-1013	10*13	164	90	85
152-1014	10*14	168	110	100
152-1113	11*13	172	110	105
152-1213	12*13	176	120	115
152-1214	12*14	180	125	110
152-1417	14*17	220	190	170
152-1618	16*18	240	230	205
152-1719	17*19	250	240	215
152-1819	18*19	268	295	270
152-1922	19*22	280	322	295
152-2022	20*22	292	365	330
152-2123	21*23	298	393	360
152-2224	22*24	310	450	415
152-2326	23*26	325	465	435
152-2427	24*27	340	520	476
152-2528	25*28	346	580	530
152-2730	27*30	360	705	645
152-3032	30*32	380	805	736
152-3234	32*34	398	890	800
152-3436	34*36	418	1070	960
152-3638	36*38	434	1200	1080
152-3641	36*41	450	1560	1400
152-4146	41*46	470	1840	1650
152-4650	46*50	490	2530	2314
152-5055	50*55	510	2580	2360

No.152A Wrench, Double Box Offset



- QB/T2613.5 Precision Casting
- Used to tighten or loosen bolts and nuts, suitable for use where space is limited instead of double end open spanner.

Number	S1*S2 mm	L mm	Be-Cu g	Al-Cu g
152A-0607	6*7	90	45	40
152A-0709	7*9	90	55	50
152A-0810	8*10	100	80	70
152A-0911	9*11	100	90	80
152A-1012	10*12	110	125	110
152A-1214	12*14	125	160	140
152A-1417	14*17	140	230	200
152A-1719	17*19	170	310	270
152A-1922	19*22	185	420	370
152A-1924	19*24	185	450	400
152A-2123	21*23	185	490	430
152A-2126	21*26	185	500	435
152A-2224	22*24	210	670	600
152A-2326	23*26	210	670	600
152A-2427	24*27	225	720	640
152A-2430	24*30	225	740	650
152A-2528	25*28	225	750	670
152A-2730	27*30	250	870	780
152A-3032	30*32	275	1100	980

No.153 Wrench, Double Box Offset




- QB/T2613.5 Precision Casting
- Used to tighten or loosen bolts and nuts, suitable for use where space is limited instead of double end open spanner.

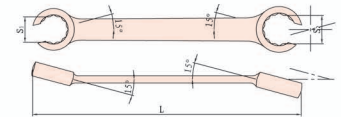


Number	S1*S2 inch	L mm	Be-Cu g	Al-Cu g
153-1002	1/4*5/16	115	30	27
153-1004	5/16*3/8	125	45	40
153-1006	3/8*7/16	140	60	55
153-1008	7/16*1/2	155	90	80
153-1010	1/2*9/16	175	115	105
153-1012	9/16*5/8	215	190	170
153-1014	5/8*11/16	220	205	190
153-1016	11/16*3/4	245	235	215
153-1018	3/4*13/16	255	295	270
153-1020	13/16*7/8	275	350	320
153-1022	7/8*15/16	305	405	370
153-1024	15/16*1	310	490	375
153-1026	1*1-1/16	330	535	490
153-1028	1-1/16*1-1/8	330	570	520
153-1030	1-1/8*1-3/16	370	830	760
153-1032	1-3/16*1-1/4	370	835	765
153-1034	1-1/4*1-5/16	380	1020	935
153-1036	1-5/16*1-3/8	410	1050	960
153-1038	1-3/8*1-7/16	410	1425	1310
153-1040	1-7/16*1-5/8	450	1585	1450
153-1042	1-1/2*1-9/16	460	1803	1640
153-1044	1-5/8*1-13/16	470	2077	1905
153-1046	1-13/16*2	490	2530	2315
153-1048	2*2-3/16	510	2580	2360
153-1050	2*2-3/8	520	3002	2745
153-1052	2-3/16*2-3/8	530	3203	2905
153-1054	2-3/8*2-3/4	560	4105	3605

**No.153B Flare Nut Open Ring Wrench
DIN**



- DIN3118 Die forged
- It is used for gripping the nuts on the ends of tubes. Similar to a box-end wrench but, instead of encircling the nut completely, it has a narrow opening just wide enough to allow the wrench to fit over the tube, and thick jaws to increase the contact area with the nut.




Number	S1*S2 mm	L mm	Be-Cu g	Al-Cu g
153B-0607	6*7	95	17	15
153B-0810	8*10	115	32	29
153B-0911	9*11	125	37	34
153B-1012	10*12	140	55	48
153B-1214	12*14	145	70	62
153B-1415	14*15	155	90	80
153B-1417	14*17	165	100	90
153B-1618	16*18	170	127	115
153B-1719	17*19	185	132	120
153B-1922	19*22	200	180	165
153B-2224	22*24	220	240	215
153B-2427	24*27	255	320	288
153B-2430	24*30	270	375	340
153B-2528	25*28	265	380	345
153B-2730	27*30	280	430	389
153B-3032	30*32	295	498	450
153B-3034	30*34	310	588	535
153B-3036	30*36	330	657	595
153B-3436	34*36	345	758	685
153B-3641	36*41	365	935	845

No.153A Wrench, Double Flat Box



DIN


- DIN837 Die forged
- Used to tighten or loosen bolts and nuts, suitable for use where space is limited instead of double end open spanner.



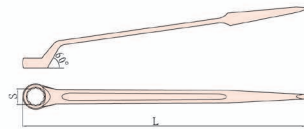
Number	S1*S2 mm	L mm	Be-Cu g	Al-Cu g
153A-0810	8*10	115	32	29
153A-0911	9*11	125	37	34
153A-1012	10*12	140	55	48
153A-1214	12*14	145	70	62
153A-1417	14*17	165	100	90
153A-1719	17*19	185	132	120
153A-1922	19*22	200	180	165
153A-2224	22*24	220	240	215
153A-2427	24*27	255	320	280
153A-2730	27*30	280	385	340
153A-3032	30*32	295	465	415
153A-3236	32*36	330	600	545
153A-3641	36*41	365	935	845

No.154 Wrench, Construction

DIN



- DIN837 Die forged
- Used to tighten or loosen bolts and nuts. Sharp tail.



Number	S mm	L mm	Be-Cu g	Al-Cu g
154-10	10	230	90	85
154-12	12	250	110	105
154-14	14	270	145	130
154-17	17	310	200	180
154-19	19	330	250	225
154-22	22	350	320	290
154-24	24	370	400	360
154-27	27	400	500	450
154-30	30	430	700	630
154-32	32	430	660	600
154-36	36	460	900	800
154-41	41	490	1090	990
154-46	46	520	1560	1420
154-50	50	540	1700	1550
154-55	55	560	2050	1850
154-60	60	610	2820	2550

No.155 Wrench, Construction



- Q/ZBF-155 Precision Casting
- Used to tighten or loosen bolts and nuts. Sharp tail.

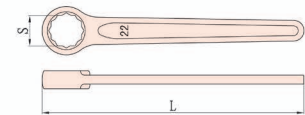


Number	S mm	L mm	Be-Cu g	Al-Cu g
155-8	8	140	60	55
155-10	10	150	70	64
155-11	11	160	80	73
155-12	12	170	90	83
155-13	13	180	102	91
155-14	14	190	115	102
155-15	15	200	125	110
155-16	16	210	130	122
155-17	17	220	165	145
155-18	18	230	180	165
155-19	19	240	230	195
155-20	20	250	242	220
155-21	21	260	251	230
155-22	22	270	303	274
155-23	23	280	330	302
155-24	24	290	361	330
155-27	27	320	472	430
155-30	30	350	650	585
155-32	32	370	680	620
155-34	34	380	803	730
155-36	36	390	950	850
155-38	38	400	1005	880
155-41	41	410	1430	1025
155-46	46	420	1460	1310
155-50	50	430	1580	1420
155-55	55	440	1870	1690
155-60	60	460	2330	2095
155-65	65	480	2802	2535
155-70	70	500	3150	2845

No.156 Wrench, Single Box



- QB/T2613.5 Die forged
- Used to tighten or loosen bolts and nuts



Number	S mm	L mm	Be-Cu g	Al-Cu g
156-8	8	110	40	35
156-10	10	120	50	45
156-12	12	130	65	60
156-14	14	140	90	80
156-17	17	155	105	90
156-19	19	170	130	95
156-22	22	190	175	150
156-24	24	215	220	200
156-27	27	230	270	245
156-30	30	255	370	335
156-32	32	265	425	385
156-36	36	295	550	500
156-41	41	330	825	750
156-46	46	365	1120	1010
156-50	50	400	1270	1150
156-55	55	445	1590	1440
156-60	60	474	1850	1680
156-65	65	510	2060	1875
156-70	70	555	2530	2300
156-75	75	590	2700	2450


No.157 Wrench, Single Bent Box



- JIS Die forged
- Used to tighten or loosen bolts and nuts, suitable for use where space is limited instead of straight single box wrench.

Number	S mm	L mm	Be-Cu g	Al-Cu g
157-10	10	119	60	50
157-12	12	151	85	75
157-14	14	151	85	75
157-16	16	174	150	130
157-17	17	174	160	145
157-19	19	207	195	190
157-22	22	207	205	180
157-24	24	250	330	295
157-27	27	250	315	275
157-30	30	295	480	430
157-32	32	295	455	410
157-34	34	307	650	580
157-36	36	307	650	580
157-38	38	340	830	740
157-41	41	340	810	720
157-46	46	370	1230	1100
157-50	50	400	1400	1255
157-55	55	430	1930	1720
157-60	60	450	2100	1900
157-65	65	470	2360	2135
157-70	70	490	3080	2800
157-75	75	510	3600	3250
157-80	80	530	4460	4030

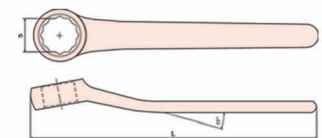
No.157A Wrench, Single Bent Box



- JIS Die forged
- Used to tighten or loosen bolts and nuts, suitable for use where space is limited instead of straight single box wrench.

Number	S mm	L mm	Be-Cu g	Al-Cu g
157A-17	17	260	260	235
157A-19	19	260	260	235
157A-22	22	280	380	340
157A-24	24	281	370	335
157A-27	27	300	470	425
157A-30	30	320	700	630
157A-32	32	320	680	615
157A-36	36	340	890	800
157A-41	41	360	1180	1065
157A-46	46	380	1340	1200
157A-50	50	420	1800	1620
157A-55	55	460	2230	2000

- QB/T2613.5 Precision Casting
- Used to tighten or loosen bolts and nuts.




No.158 Wrench, Single Box Offset



Number	S mm	L mm	Be-Cu g	Al-Cu g
158-17	17	150	135	122
158-19	19	170	175	150
158-21	21	183	220	190
158-22	22	190	230	202
158-24	24	210	302	250
158-27	27	230	380	330
158-30	30	250	505	430
158-32	32	270	620	540
158-36	36	290	805	710

No.159 Wrench, Single Box Convex



- DIN3111 Precision Casting
- Used to tighten or loosen bolts and nuts, the convex head are suitable for use where space is deep concavity.

Number	S mm	L mm	Be-Cu g	Al-Cu g
159-10	10	110	75	65
159-12	12	120	115	102
159-14	14	130	135	120
159-17	17	150	145	130
159-19	19	170	185	160
159-22	22	190	240	215
159-24	24	210	320	290
159-27	27	230	401	370
159-30	30	250	520	475
159-32	32	270	650	595
159-34	34	280	780	715
159-36	36	290	802	730

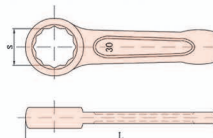
No.159A Wrench, Single Box Offset



QB/T2613.5 Die forged
Used to tighten or loosen bolts and nuts, suitable for use where space is limited or deep concavity.

Number	S mm	L mm	Be-Cu g	Al-Cu g
159A-22	22	190	185	165
159A-24	24	215	235	210
159A-27	27	230	310	270
159A-30	30	255	430	380
159A-32	32	265	450	400
159A-36	36	295	610	540
159A-41	41	330	855	770
159A-46	46	365	1000	900
159A-50	50	400	1350	1200
159A-55	55	445	2000	1800
159A-60	60	474	2260	2050
159A-65	65	510	2800	2500
159A-70	70	555	3250	2900
159A-75	75	590	3450	3090

- DIN7444 Die forged
- Slugging Wrenches are designed for loosening or tightening nuts and bolts where impact or shock loading is required. These are used with hammer.




No.160 Wrench, Striking Box

DIN

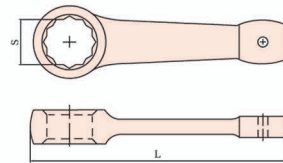


Number	S mm	L mm	Be-Cu g	Al-Cu g	Qty Carton	Be-Cu Gw kg	Al-Cu Gw kg
160-17	17	145	140	125	20	3.18	2.90
160-19	19	145	140	125	20	3.18	2.90
160-22	22	155	180	160	20	4.05	3.73
160-24	24	165	250	220	20	5.37	4.93
160-27	27	175	350	315	20	7.05	6.50
160-30	30	185	475	430	20	9.00	8.30
160-32	32	185	490	450	20	9.50	8.70
160-34	34	200	540	490	16	9.00	8.25
160-36	36	205	580	520	16	9.50	8.70
160-38	38	215	680	620	12	8.10	7.40
160-41	41	225	755	680	12	9.40	8.55
160-46	46	235	990	890	10	10.00	9.15
160-50	50	250	1145	1030	8	9.70	8.85
160-55	55	265	1440	1300	8	11.20	10.20
160-60	60	274	1620	1450	6	9.95	9.06
160-65	65	298	1995	1800	/	/	/
160-70	70	320	2435	2200	/	/	/
160-75	75	326	3010	2720	/	/	/
160-80	80	350	3600	3250	/	/	/
160-85	85	355	4330	3915	/	/	/
160-90	90	380	5200	4700	/	/	/
160-95	95	390	5450	4920	/	/	/
160-100	100	410	6750	6100	/	/	/
160-105	105	420	7000	6320	/	/	/
160-110	110	445	8000	7250	/	/	/
160-120	120	480	11000	9930	/	/	/
160-130	130	520	12610	11400	/	/	/
160-140	140	520	13000	11750	/	/	/
160-150	150	565	14500	13100	/	/	/

No.160A Wrench, Striking Box



- Q/ZBF-160A Precision Casting
- Slugging Wrenches are designed for loosening or tightening nuts and bolts where impact or shock loading is required. These are used with hammer



Number	S mm	L mm	Be-Cu g	Al-Cu g
160A-17	17	108	105	95
160A-19	19	117	135	125
160A-22	22	127	192	185
160A-24	24	138	270	250
160A-27	27	150	350	320
160A-30	30	163	460	420
160A-32	32	177	610	555
160A-34	34	192	690	630
160A-36	36	208	780	710
160A-38	38	215	875	805
160A-41	41	225	985	902
160A-46	46	243	1275	1160
160A-50	50	254	1545	1410
160A-55	55	264	1720	1560
160A-60	60	275	2080	1880
160A-65	65	286	2440	2202
160A-70	70	298	2735	2470
160A-75	75	311	3190	2905
160A-80	80	325	3485	3160
160A-85	85	339	3990	3650
160A-90	90	355	4350	3960
160A-95	95	370	5046	4560
160A-100	100	387	5630	5125
160A-105	105	405	6250	5690
160A-110	110	410	6750	6100
160A-120	120	425	7405	6735
160A-130	130	450	7905	7205
160A-140	140	465	8105	7405

No.160B Safety Handrail for Striking Wrench



- Matched with striking wrench to tighten or loosen the bolts and nuts in special space. It is safety & reliable

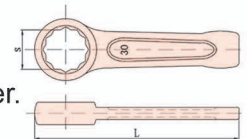
Number	Size mm	L mm	Be-Cu g	Al-Cu g
160B-1002	17-50	500	1100	1000
160B-1004	50-100	610	1430	1300
160B-1006	100-150	650	1650	1500

No.161 Wrench, Striking Box

DIN




- DIN7444 Die forged Slugging Wrenches are designed for loosening or tightening nuts and bolts where impact or shock loading is required. These are used with hammer.



Number	S inch	L mm	Be-Cu g	Al-Cu g
161-1002	11/16	145	210	190
161-1004	3/4	145	200	180
161-1006	7/8	155	245	220
161-1008	1	175	350	315
161-1010	1-1/16	175	350	315
161-1012	1-1/8	185	455	410
161-1014	1-3/16	185	475	430
161-1016	1-1/4	185	470	425
161-1018	1-3/8	200	560	500
161-1020	1-1/2	215	790	710
161-1022	1-5/8	225	755	680
161-1024	1-3/4	235	1020	920
161-1026	1-13/16	235	990	890
161-1028	2	250	1145	1030

No.162 Wrench, Striking Box



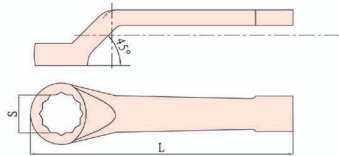
- Q/ZBF-162 Precision Casting
- This is a specialized thick, stocky wrench with a block end to the handle specifically designed for use with a hammer, enabling one to impact great force.

Number	S mm	L mm	Be-Cu g	Al-Cu g
162-32	32	180	790	710
162-36	36	190	990	900
162-41	41	200	1450	1300
162-46	46	210	1770	1600
162-50	50	230	1930	1730
162-55	55	260	3400	3060
162-60	60	290	4200	3800
162-65	65	320	5430	4900
162-70	70	350	6480	5850
162-75	75	380	7890	7130
162-80	80	410	10350	9350

No.162A Wrench, Offset Striking Box




- Q/ZBF-162A Precision Casting
- Offset pattern, because of its offset angle it raises the level of wrench above surface.

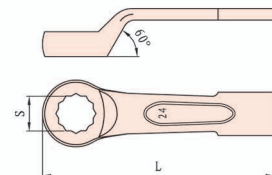


Number	S mm	L mm	Be-Cu g	Al-Cu g
162A-27	27	245	670	600
162A-30	30	270	970	870
162A-32	32	270	970	870
162A-36	36	280	1060	950
162A-41	41	305	1430	1280
162A-46	46	310	1830	1640
162A-50	50	320	2100	1890
162A-55	55	320	2350	2110
162A-60	60	355	2900	2610
162A-65	65	380	3470	3120
162A-70	70	400	4050	3640
162A-75	75	420	4350	4180
162A-80	80	435	5500	4950
162A-85	85	440	6500	5850
162A-90	90	445	6820	6320
162A-95	95	450	7880	7000
162A-100	100	455	7900	7130
162A-110	110	460	8400	7590
162A-120	120	470	8900	8040

No.162B Wrench, Offset Striking Box



- Q/ZBF-162B Die forged
- Offset pattern, because of its offset angle it raises the level of wrench above surface.



Number	S mm	L mm	Be-Cu g	Al-Cu g
162B-24	24	160	370	335
162B-27	27	180	475	430
162B-30	30	200	615	555
162B-32	32	200	615	555
162B-36	36	220	825	745
162B-41	41	240	950	860
162B-46	46	250	1330	1200
162B-50	50	270	1650	1450
162B-55	55	295	2000	1800
162B-60	60	317	2430	2200
162B-65	65	330	2750	2490
162B-70	70	350	3385	3060
162B-75	75	370	4655	4205
162B-80	80	385	5020	4540

No.163 Wrench, Striking Convex Box




- Q/ZBF-163 Die forged
- Used to tighten or loosen large bolts and nuts.

The convex head are suitable for use where space is deep concavity.

Number	S mm	L mm	Be-Cu g	Al-Cu g
163-22	22	165	330	300
163-24	24	165	330	300
163-27	27	175	370	335
163-30	30	185	530	480
163-32	32	185	475	430
163-36	36	210	740	670
163-41	41	227	950	860
163-46	46	245	1270	1145
163-50	50	257	1590	1435
163-55	55	267	1800	1625
163-60	60	278	2115	1910
163-65	65	298	2580	2340
163-70	70	320	2960	2680
163-75	75	326	3350	3000

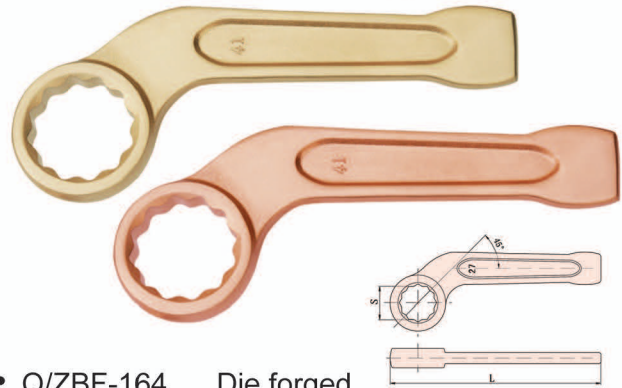
No.163A Offset Slogging Box Wrench (American Type)



- Q/ZBF-163A Die forged
- Used to tighten or loosen large bolts and nuts. American type, more durable.

Number	S mm	L mm	Be-Cu g	Al-Cu g
163A-24	24	240	950	860
163A-27	27	270	1150	1035
163A-30	30	280	1480	1340
163A-32	32	290	1690	1530
163A-36	36	300	1900	1720
163A-41	41	320	2110	1910
163A-46	46	340	2750	2485
163A-50	50	350	3170	2870
163A-55	55	360	4125	3730
163A-60	60	375	4335	3920
163A-65	65	390	4440	4010
163A-70	70	400	5400	4875
163A-75	75	420	5810	5255
163A-80	80	440	7295	6600
163A-90	90	480	9740	8800
163A-100	100	515	11300	10200
163A-110	110	550	13400	12100
163A-120	120	585	15500	14000
163A-130	130	620	17700	16000

No.164 Wrench, Striking Box Bent



- Q/ZBF-164 Die forged
- Used to tighten or loosen large bolts and nuts, the bent head are suitable for use where space is narrow or deep concavity.

Number	S mm	L mm	Be-Cu g	Al-Cu g
164-24	24	160	280	240
164-27	27	175	370	335
164-30	30	190	525	475
164-32	32	190	500	450
164-36	36	210	630	570
164-41	41	225	750	650
164-46	46	240	1160	1030
164-50	50	255	1240	1100
164-55	55	270	1450	1285
164-60	60	285	1820	1640
164-65	65	300	2645	2390
164-70	70	320	2960	2675



No.164A Ring Wrench For Extension



- Q/ZBF-164A Die forged
- Matched with extra long extension bar, save effort.

Number	S mm	L mm	Be-Cu g	Al-Cu g
164A-24	24	180	475	430
164A-27	27	190	530	480
164A-30	30	200	580	525
164A-32	32	235	795	715
164A-36	36	245	900	815
164A-41	41	265	1060	955
164A-46	46	280	1480	1340
164A-50	50	290	1690	1530
164A-55	55	300	1850	1670
164A-60	60	345	2960	2670
164A-65	65	355	3380	3055
164A-70	70	365	3910	3530
164A-75	75	375	4335	3920
164A-80	80	385	5180	4680

Extension bar For No.164A




Number mm	Φ mm	L mm	Be-Cu g	Al-Cu g
24-30	19	460	940	850
32-41	22	610	1640	1480
46-55	25	760	2480	2240
60-80	30	860	3890	3515

Extension pipe For No.164A



Number mm	Φ mm	L mm	Copper g	Brass g
24-30	19	460	880	830
32-41	22	610	1280	1210
46-55	25	760	2125	2005
60-80	30	860	3265	3080

No.164B Crow Foot Box End



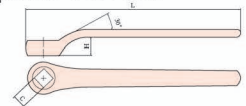
- Q/ZBF-164B Die forged
- Matched with torque wrench, used to perform protection when tighten or loosen special bolts and nuts.

Number	C inch	S inch	L mm	Be-Cu g	Al-Cu g
164B-1002	3/8	7/16	29	35	30
164B-1004		1/2	31	40	35
164B-1006		9/16	33	45	40
164B-1008		5/8	38	50	45
164B-1010		11/16	41	55	50
164B-1012		3/4	43	55	50
164B-1014	1/2	7/8	48	80	70
164B-1016		1	52	85	75
164B-1018		1-1/16	54	90	80
164B-1020		1-1/8	56	100	90
164B-1022		1-1/4	62	145	130
164B-1024		1-5/16	66	170	150
164B-1026		1-1/2	72	190	170
164B-1028		1-5/8	76	210	180
164B-1030		2	89	230	200

No.165 Valve Square Driver




- Q/ZBF-165 Precision Casting
- Used to open and close square valves.




Number	C mm	L mm	H mm	Be-Cu g	Al-Cu g
165-6	6	110	9	65	55
165-8	8	120	10	75	61
165-9	9	140	11	90	75
165-10	10	140	12	105	85
165-11	11	160	13	130	102
165-12	12	190	14	180	145
165-13	13	200	15	185	151
165-14	14	250	16	300	261
165-16	16	250	18	335	285
165-17	17	300	19	420	366
165-19	19	350	20	740	662
165-22	22	400	22	1000	896

No.165A Valve Square Driver




- Q/ZBF-165A Precision Casting
- Used to open and close square valves.



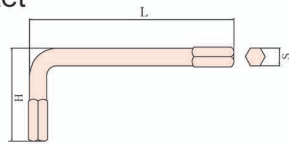
Number	Size	D mm	K mm	L mm	Be-Cu g	Al-Cu g
165A-15	DN15	12	8	140	70	65
165A-20	DN20	14	9	140	70	65
165A-25	DN25	16	10	160	115	105
165A-32	DN32	17	11	200	185	170
165A-40	DN40	18	12	200	185	170
165A-45	DN45	20	14	230	260	235
165A-50	DN50	23	15	250	325	295
165A-65	DN65	24	16	300	440	400
165A-80	DN80	25	17	350	600	545
165A-100	DN100	28	18	350	625	570
165A-125	DN125	32	22	400	1020	930
165A-150	DN150	36	24	500	1490	1350
165A-200	DN200	38	26	600	2150	1950
165A-250	DN250	42	28	600	2420	2200

No.166 Wrench, Hex Key



ISO

- ISO 2936 Die forged
- To fasten or remove socket screws.



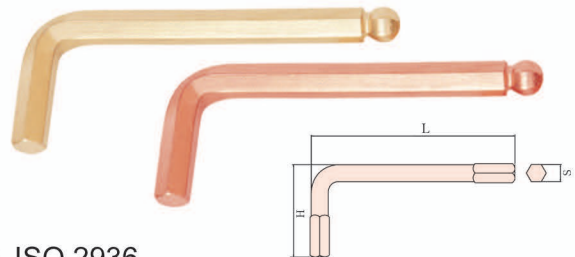
Number	S mm	L mm	H mm	Be-Cu g	Al-Cu g
166-1.5	1.5	59	25	8	6
166-2	2	59	25	8	6
166-2.5	2.5	59	25	8	6
166-3	3	59	25	8	7
166-4	4	65	30	10	8
166-5	5	79	32	16	12
166-6	6	85	37	25	20
166-7	7	88	43	34	30
166-8	8	92	44	50	45
166-9	9	97	44	61	55
166-10	10	110	45	82	70
166-11	11	119	48	100	90
166-12	12	130	52	145	130
166-13	13	140	54	180	160
166-14	14	150	58	211	191
166-15	15	156	60	260	230
166-16	16	162	63	300	270
166-17	17	168	65	370	335
166-18	18	173	69	450	402
166-19	19	177	72	490	445
166-21	21	184	74	652	595
166-22	22	186	77	675	615
166-24	24	192	82	825	755
166-25	25	200	84	925	840
166-26	26	206	90	1025	940
166-27	27	213	93	1220	1115
166-28	28	222	95	1350	1235
166-30	30	240	105	1615	1475
166-32	32	266	116	2065	1885
166-36	36	294	128	2905	2650
166-41	41	320	140	4120	3760

No.165C Fire hydrant wrench



Number	Size mm	L mm	Be-Cu g	Al-Cu g
165C-1002	55	380	1390	1250


No.167A Wrench, Hex Key With Ball



- ISO 2936
- It is quicker to use than the conventional type, as the ball point provides a lead-in to screw heads.


Number	S mm	L mm	H mm	Be-Cu g	Al-Cu g
167A-2	2	50	16	3	2
167A-3	3	63	20	5	4
167A-4	4	70	25	12	11
167A-5	5	80	28	22	20
167A-6	6	90	32	30	27
167A-7	7	95	34	50	45
167A-8	8	100	36	56	51
167A-9	9	106	38	85	76
167A-10	10	112	40	100	90
167A-11	11	118	42	140	125
167A-12	12	125	45	175	160

No.165B Split ball valve wrench



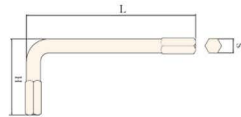
Number	D mm	K mm	Be-Cu g	Al-Cu g
165B-65	24	16	825	750
165B-80	25	17	1045	950
165B-100	28	18	1100	1000
165B-125	32	22	1380	1250
165B-150	36	24	1600	1450
165B-200	38	26	2000	1800
165B-250	42	28	2500	2250

No.167 Wrench, Hex Key



ISO

- ISO 2936 Die forged To fasten or remove socket screws.



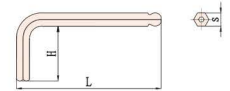
Number	S inch	L mm	H mm	Be-Cu g	Al-Cu g
167-1002	1/16	59	25	8	6
167-1004	5/64	59	25	8	6
167-1006	3/32	59	25	8	6
167-1008	7/64	59	25	8	6
167-1010	1/8	59	25	8	6
167-1012	9/64	64	29	8	7
167-1014	5/32	65	30	10	9
167-1016	3/16	79	31	15	14
167-1018	7/32	85	37	20	18
167-1020	1/4	85	37	30	27
167-1022	9/32	88	43	45	40
167-1024	5/16	92	44	48	44
167-1026	11/32	97	44	50	45
167-1028	3/8	110	45	85	80
167-1030	7/16	119	48	110	100
167-1032	1/2	140	55	170	155
167-1034	9/16	150	58	195	180
167-1036	5/8	162	63	270	245
167-1038	11/16	168	65	355	325
167-1040	3/4	178	73	450	415
167-1042	13/16	184	77	565	520
167-1044	7/8	187	79	650	595
167-1046	15/16	192	82	825	755
167-1048	1	200	85	925	840
167-1050	1-1/16	213	93	1220	1115

Number	D mm	K mm	L mm	Be-Cu g
165B-1002	65-100	25	1000	1800
165B-1004	125-250	30	1000	2550

No.167B Wrench, Hex Key



- ISO 2936
- Used to fasten or remove socket screws

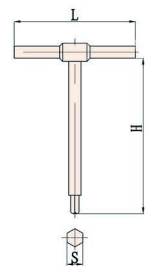


Number	S mm	L mm	H mm	Be-Cu g	Al-Cu g
167B-2	2	50	16	3	2
167B-3	3	63	20	5	4
167B-4	4	70	25	12	11
167B-5	5	80	28	22	20
167B-6	6	90	32	30	27
167B-7	7	95	34	50	45
167B-8	8	100	36	56	50
167B-9	9	106	38	85	77
167B-10	10	112	40	100	90
167B-11	11	118	42	140	126
167B-12	12	125	45	162	145

No.167C Wrench, T Type Hex Key




- Q/ZBF-167C
- Used to fasten or remove socket screws.

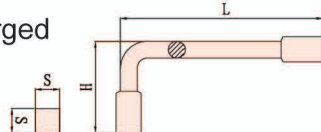


Number	S mm	L mm	H mm	Be-Cu g	Al-Cu g
167C-2	2	90	100	55	50
167C-3	3	90	100	55	50
167C-4	4	90	100	75	70
167C-5	5	90	100	85	75
167C-6	6	90	100	100	90
167C-8	8	90	100	100	90
167C-10	10	90	100	150	135

No.167D Wrench, Square Key



- Q/ZBF-167D Die forged
- Used to fasten or remove square socket screws



Number	S mm	L mm	H mm	Be-Cu g	Al-Cu g
167D-8	8	92	44	55	50
167D-9	9	97	44	65	60
167D-10	10	110	45	90	80
167D-11	11	119	48	110	100
167D-12	12	130	52	155	140
167D-13	13	140	54	185	170
167D-14	14	150	58	220	200
167D-15	15	156	60	280	250
167D-16	16	162	63	320	290
167D-17	17	168	65	395	355
167D-18	18	173	69	465	420
167D-19	19	177	72	520	470

No.167E Wrench, Trox Key



- Q/ZBF-167E Die forged
- The cross section resembles a star. Used to fasten or remove star hexagon socket screws

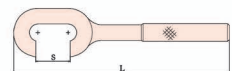


Number	Size	L mm	H mm	Be-Cu g	Al-Cu g
167E-6	T6	42	16	8	5
167E-7	T7	48	16	8	5
167E-8	T8	48	16	8	5
167E-9	T9	48	16	8	5
167E-10	T10	51	17	8	5
167E-15	T15	54	18	10	8
167E-20	T20	57	20	13	10
167E-25	T25	60	20	17	13
167E-27	T27	64	21	20	15
167E-30	T30	70	24	30	25
167E-40	T40	76	26	40	35
167E-45	T45	83	29	50	45
167E-50	T50	95	32	75	65
167E-55	T55	108	35	145	130
167E-60	T60	120	38	210	190

No.168 Valve Wrench, © Type



- Q/ZBF-168 Die forged
- Facilitate fitting and removal of radiator valves

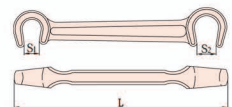


Number	L mm	S mm	Be-Cu g	Al-Cu g
168-1002	450	40	1205	1102

No.169 Valve Wrench, © Type



- Q/ZBF-169 Die forged
- Facilitate fitting and removal of radiator valves.



Number	L mm	S1 mm	S2 mm	Be-Cu g	Al-Cu g
169-1002	200	14.5	18.5	370	335
169-1004	250	17.5	25.5	635	575
169-1006	450	25.5	34	2385	2160

No.170 Valve Wrench, C Type



- Q/ZBF-170 Die forged
- Facilitate fitting and removal of radiator valves.

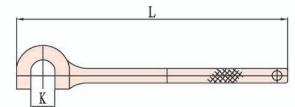


Number	L mm	Φ mm	H mm	Be-Cu g	Al-Cu g
170-1002	600	32	32	4500	4115

No.170B Valve Spanner (U Type)




- Q/ZBF-170B Precision Casting
- Tighten or loosen valves, bolts.

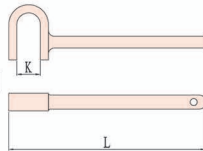


Number	L mm	K mm	Be-Cu g	Al-Cu g
170B-1002	226	20	370	335

No.170A Valve Spanner (U Type)



- Q/ZBF-170A Precision Casting
- Tighten or loosen valves, bolts.

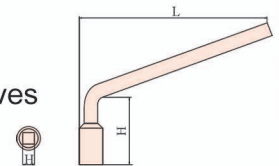


Number	L mm	K mm	Be-Cu g	Al-Cu g
170A-1002	234	20	260	235
170A-1004	280	30	820	740
170A-1006	335	35	980	885
170A-1008	400	35	1640	1480

No.171 Oxygen Bottle Wrench



- Q/ZBF-171 Die forged
- Used to open or close valves of the oxygen bottle.

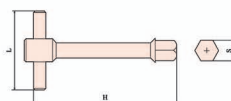


Number	C inch	C mm	L mm	Be-Cu g	Al-Cu g
171-1002	3/8	/	154	185	170
171-1004	/	8	154	185	170
171-1006	/	10	154	185	170

No.172 Wrench, T- type Sliding Hex



- Q/ZBF-172 Die forged
- Fasten or remove socket head cap screws in deep concavity space. or matched with socket.



Number	S mm	L mm	H mm	Be-Cu g	Al-Cu g
172-10	10	150	110	270	245
172-12	12	170	130	290	265
172-14	14	170	140	400	365
172-17	17	190	150	465	423
172-19	19	220	160	615	563
172-22	22	240	170	660	605
172-24	24	260	180	935	855
172-27	27	260	190	1000	915
172-30	30	280	200	1306	1195
172-32	32	280	210	1505	1375
172-36	36	300	216	1802	1645
172-41	41	300	226	2075	1895

No.171A Wrench, Acetylene Cylinder



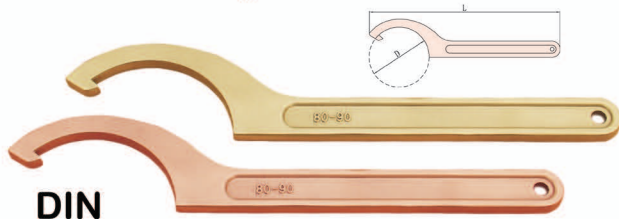
Number	C mm	H mm	L mm	Be-Cu g	Al-Cu g
171A-08	8	70	110	140	125
171A-09	9	70	110	140	125
171A-10	10	70	110	140	125

No.171B Wrench, Trigeminal



Number	S mm	A mm	Be-Cu g	Al-Cu g
171B-08	8*10*12	135	330	300
171B-09	10*12*14	135	390	355
171B-10	14*17*19	135	500	450

No.173 Wrench, Hook




DIN

- DIN 1810 Die forged
- Designed to tighten or loosen round head screws, threaded collars and retainer rings, shafts etc.

Number	D mm	L mm	Be-Cu g	Al-Cu g
173-1002	30-32	140	63	50
173-1004	34-36	170	95	85
173-1006	40-42	176	105	95
173-1008	45-50	209	160	145
173-1010	52-55	212	170	150
173-1012	58-62	244	225	200
173-1014	68-75	250	265	240
173-1016	80-90	284	375	335
173-1018	95-100	288	415	370
173-1020	110-115	337	770	690
173-1022	120-130	343	770	690
173-1024	135-145	388	1110	1000


No.173B Wrench, Adjustable Hook



- Q/ZBF-173B Die forged
- The adjustable hook applied to many sizes avoids changing frequently, easy to use.

Number	D mm	L mm	Be-Cu g	Al-Cu g
173B-1002	19-50	162	120	110
173B-1004	32-75	205	260	235
173B-1006	50-120	288	515	460
173B-1008	115-170	310	670	600

No.173A Wrench, Hook



- Q/ZBF-173A Die forged
- Designed to tighten or loosen round head screws, threaded collars and retainer rings, shafts etc.

Number	D mm	L mm	Be-Cu g	Al-Cu g
173A-1002	118	280	350	310

No.173C Hook Wrench With Pin


DIN



- DIN 1810 Die forged
- For nuts with radial holes.

Number	D mm	L mm	Be-Cu g	Al-Cu g
173C-1002	30-32	136	63	50
173C-1004	34-36	171	95	85
173C-1006	40-42	171	105	95
173C-1008	45-50	207	160	145
173C-1010	52-55	207	170	150
173C-1012	58-62	243	225	200
173C-1014	68-75	243	265	240
173C-1016	80-90	281	375	335
173C-1018	95-100	281	415	370
173C-1020	110-115	333	770	690

No.174 Valve Handle



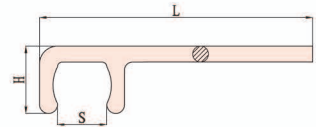
- QB/T2613.9 Precision Casting
Tighten or loosen valves, bolts .
F type, widely used

Number	S mm	L mm	H mm	Be-Cu g	Al-Cu g
174-30	30	200	44	405	340
174-35	35	250	49	465	410
174-40	40	300	50	595	540
174-45	45	350	61	835	762
174-48	48	375	62	865	790
174-50	50	400	67	892	815
174-55	55	450	73	1270	1110
174-60	60	500	79	1570	1435
174-65	65	550	80	1920	1755
174-70	70	600	80	1945	1775
174-75	75	650	85	2245	2055
174-80	80	700	91	2405	2190
174-85	85	750	97	3050	2770
174-90	90	800	103	3360	3060
174-93	93	850	107	3553	3250
174-96	96	900	110	3870	3515
174-100	100	1000	114	4170	3795
174-103	103	1200	120	6330	5765

No.174A Valve Handle



- QB/T2613.9 Precision Casting
Circular head and thick jaws increased the contact area with the valves.
Easy to use .



Number	S mm	L mm	H mm	Be-Cu g	Al-Cu g
174A-30	30	200	46	265	240
174A-35	35	250	52	375	340
174A-40	40	300	54	450	400
174A-45	45	350	60	585	530
174A-50	50	400	68	740	670
174A-55	55	450	74	830	750
174A-60	60	500	80	1200	1100
174A-65	65	550	83	1280	1160
174A-70	70	600	88	1380	1250
174A-75	75	650	93.5	1650	1500
174A-80	80	700	99.5	1870	1700
174A-85	85	750	100	2090	1900
174A-90	90	800	107	2310	2100
174A-95	95	900	112	2980	2700
174A-100	100	1000	117	3330	3010

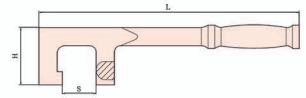
No.174B Valve Handle



- QB/T2613.9 Precision Casting
- Circular head and thick jaws increased the contact area with the valves. Easy to use .

Number	S mm	L mm	H mm	Be-Cu g	Al-Cu g
174B-30	30	200	46	265	240
174B-35	35	250	52	375	340
174B-40	40	300	54	450	400
174B-45	45	350	60	585	530
174B-50	50	400	68	740	670
174B-55	55	450	74	830	750
174B-60	60	500	80	1200	1100
174B-65	65	550	83	1280	1160
174B-70	70	600	88	1380	1250
174B-75	75	650	93.5	1650	1500
174B-80	80	700	99.5	1870	1700
174B-85	85	750	100	2090	1900
174B-90	90	800	107	2310	2100
174B-95	95	900	112	2980	2700
174B-100	100	1000	117	3330	3010

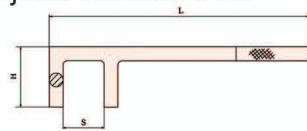
No.175 Valve Handle



- QB/T2613.9 Precision Casting
Circular head and thick jaws increased the contact area with the valves. Easy to use .

Number	S mm	L mm	H mm	Be-Cu g	Al-Cu g
175-22	22	200	50	390	345
175-28	28	250	53	550	475
175-34	34	300	56	722	615
175-39	39	350	60	905	780
175-44	44	400	64	1050	910
175-48	48	450	69	1260	1130
175-53	53	500	74	1405	1250
175-58	58	550	79	1890	1720
175-63	63	600	84	2220	2005


No.176 Valve Handle



- QB/T2613.9 Precision Casting
Circular head and thick jaws increased the contact area with the valves. Easy to use

Number	S mm	L mm	H mm	Be-Cu g	Al-Cu g
176-30	30	200	44	280	250
176-32	32	300	50	540	490
176-35	35	250	47	364	325
176-40	40	300	50	470	422
176-45	45	350	58	610	540
176-48	48	375	62	660	595
176-50	50	400	67	705	615
176-55	55	450	73	960	870
176-60	60	500	79	1205	1105
176-65	65	550	82	1370	1250
176-70	70	600	85	1540	1360
176-75	75	650	88	1705	1540
176-80	80	700	91	1910	1650
176-85	85	750	97	2250	2015
176-90	90	800	103	2380	2130

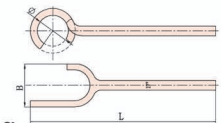

No.176A Valve Spanner



- Q/ZBF-176A Precision Casting
Used to provide leverage on hand-operated valve wheels.

Number	K mm	L mm	Be-Cu g	Al-Cu g
176A-1002	40	355	915	825

No.176B Valve Spanner



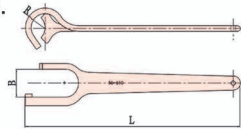
- Q/ZBF-176B Precision Casting
Used to provide leverage on hand-operated valve wheels

Number	B mm	Φ mm	L mm	Be-Cu g	Al-Cu g
176B-1002	60	36	370	730	650
176B-1004	80	48	430	1520	1350
176B-1006	102	62	550	2250	2000

No.176C Valve Spanner



- Q/ZBF-176C Precision Casting
Used to provide leverage on hand-operated valve wheels.

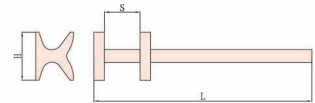


Number	B mm	R mm	L mm	Be-Cu g	Al-Cu g
176C-1002	30	15	250	415	375
176C-1004	40	20	300	540	485
176C-1006	50	25	400	1050	950
176C-1008	60	30	550	1800	1630
176C-1010	130	65	750	4900	4430

No.176E Valve Spanner

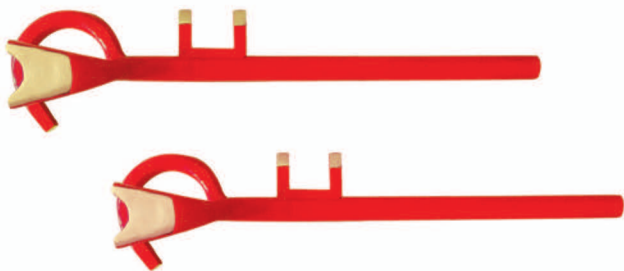


- Q/ZBF-176E Precision Casting
Used to provide leverage on hand-operated valve wheels

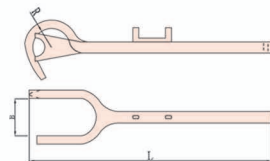


Number	S mm	H mm	L mm	Be-Cu g	Al-Cu g
176E-1002	40	50	300	590	540
176E-1004	55	74	450	1165	1050
176E-1006	70	80	600	1950	1700
176E-1008	90	100	800	2800	2600

No.176D Valve Spanner



- Q/ZBF-176D Precision Casting
Used to provide leverage on hand-operated valve wheels.

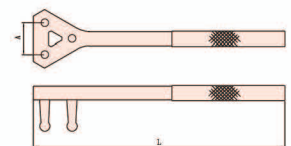


Number	B mm	R mm	L mm	Be-Cu g	Al-Cu g
176D-1002	50	22.5	290	775	700
176D-1004	60	35.5	430	1770	1580
176D-1006	80	40	520	2770	2500
176D-1008	90	45	660	4080	3660

No.176F Valve Spanner




- Q/ZBF-176F Precision Casting
Used to provide leverage on hand-operated valve wheels




Number	L mm	A mm	Be-Cu g	Al-Cu g
176F-200	200	25	220	200
176F-250	250	35	375	340
176F-300	300	42	440	400
176F-350	350	62	660	600
176F-400	400	90	1030	940
176F-450	450	110	1430	1300
176F-500	500	165	2090	1900
176F-550	550	225	2420	2200

No.177 Wrench, Bung



- QB/T2613.4 Precision Casting
- Commonly used to open bungs on large oil drums.

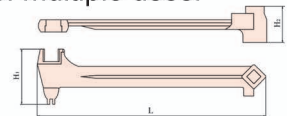


Number	L mm	H mm	Be-Cu g	Al-Cu g
177-1002	300	70	630	580

No.179 Wrench, Bung



- Q/ZBF-179 Precision Casting
- Commonly used to open bungs on large oil drums, American type. multiple uses.



Number	L mm	H1 mm	H2 mm	Be-Cu g	Al-Cu g
179-1002	385	93	61	1250	1150

No.178 Wrench, Bung




- QB/T2613.4 Precision Casting
- Commonly used to open bungs on large oil drums.

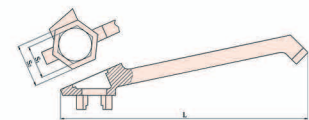


Number	L mm	H1 mm	H2 mm	Be-Cu g	Al-Cu g
178-1002	350	70	95	1165	1070

No.179A Wrench, Bung



- Q/ZBF-179A Precision Casting
- Commonly used to open bungs on large oil drums, European. multiple uses.



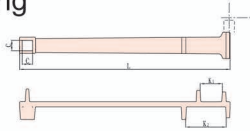
Number	L mm	S1 mm	S2 mm	Be-Cu g	Al-Cu g
179A-1002	300	38	52	830	750



No.179B Wrench, Bung



- Q/ZBF-179B Precision Casting
- Commonly used to open bungs on large oil drums, Japanese type. multiple uses.



Number	L mm	C mm	K ₁ mm	K ₂ mm	Be-Cu g	Al-Cu g
179B-1002	520	19	40	73	1120	1100

No.179D Drum wrench



Number	L mm	D mm	Be-Cu g	Al-Cu g
179D-1002	500	175	1650	1500
179D-1004	500	250	2000	1800

No.180 Ratchet Wrench



- Q/ZBF-180 Die forged
- Reversing the direction of operation in situ without detaching the sockets. It has built in mechanisms for both right and left operation. The ratchets have replaceable gear-pawl assembly.

Number	S mm	L mm	H mm	Be-Cu g	Al-Cu g
180-22	22	270	50	580	520
180-24	24	280	53	620	560
180-27	27	290	56	730	660
180-30	30	300	58	800	720
180-32	32	310	60	900	810
180-36	36	320	65	1000	900
180-38	38	320	65	1150	1030
180-41	41	330	70	1500	1350

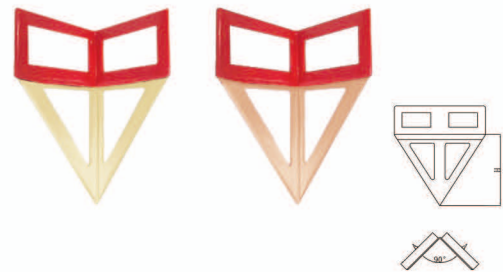
No.179C Drum Opener



- Q/ZBF-179C Die forged
- Used for opening oil drum

Number	L mm	Be-Cu g	Al-Cu g
179C-1002	520	3100	2800

No.179E Pointed knife, Square Bung




Number	K mm	H mm	Be-Cu g	Al-Cu g
179E-1002	125	200	1350	1220

No.179F Gas Joint Wrench



Number	L mm	Be-Cu g	Al-Cu g
179F-1002	75	60	50

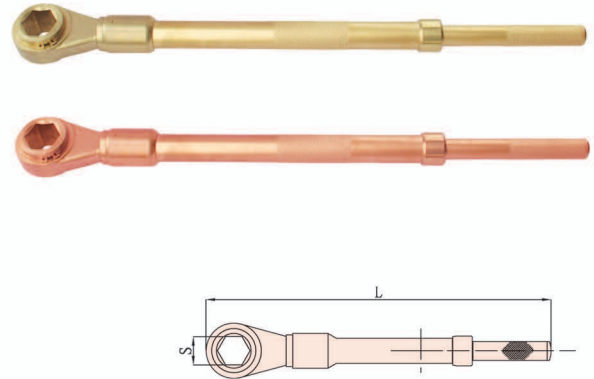
No.180A Ratchet Wrench



- Q/ZBF180A Die forged
- Reversing the direction of operation in situ without detaching the sockets. It has built in mechanisms for both right and left operation. The ratchets have replaceable gear-pawl assembly.

Number	S ₁ mm	S ₂ mm	L mm	Be-Cu g	Al-Cu g
180A-1417	14	17	280	410	370
180A-1719	17	19	310	450	410
180A-1922	19	22	345	530	480
180A-2224	22	24	365	680	620
180A-2427	24	27	380	860	780
180A-2730	27	30	400	990	900
180A-3032	30	32	400	1025	930
180A-3236	32	36	450	1450	1300
180A-3641	36	41	495	1860	1690

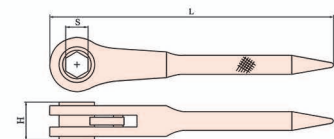

No.180B Ratchet Wrench



- Q/ZBF-180B Die forged
- Hex wrench with retractable handle. Save effort. This design can achieve expected result.

Number	S mm	L mm	Be-Cu g	Al-Cu g
180B-22	22	400-650	1700	1550
180B-24	24	460-700	2000	1820
180B-27	27	500-750	2500	2280
180B-30	30	535-800	3000	2730
180B-32	32	535-800	3150	2870
180B-36	36	580-880	3350	3000
180B-41	41	600-900	3600	3280

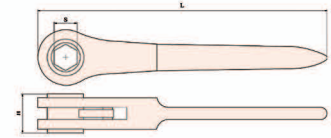
No.181 Ratchet Wrench



- Q/ZBF-181 Die forged
- Reversing the direction of operation in situ without detaching the sockets. It has built in mechanisms for both right and left operation. The ratchets have replaceable gear-pawl assembly.

Number	S mm	L mm	H mm	Be-Cu g	Al-Cu g
181-17	17	290	35	720	650
181-19	19	300	35	850	750
181-22	22	320	38	995	890
181-24	24	329	39	1230	1100
181-27	27	380	39	1500	1350
181-30	30	433	42	1900	1600
181-32	32	435	42	1935	1700
181-36	36	487	43	2580	2320

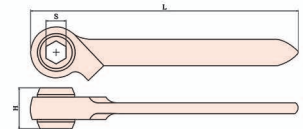

No.182 Ratchet Wrench



- Q/ZBF-182 Die forged
- Reversing the direction of operation in situ without detaching the sockets. It has built in mechanisms for both right and left operation. The ratchets have replaceable gear-pawl assembly.

Number	S mm	L mm	H mm	Be-Cu g	Al-Cu g
182-17	17	230	35	725	621
182-19	19	240	35	745	652
182-21	21	260	38	963	835
182-22	22	260	38	963	835
182-24	24	270	39	1175	1022
182-26	26	285	39	1253	1102
182-27	27	285	39	1253	1102
182-30	30	300	42	1532	1325
182-32	32	315	42	1622	1427
182-35	35	330	43	1829	1673
182-36	36	330	43	1829	1673
182-41	41	330	45	2129	1948

No.183 Ratchet Wrench



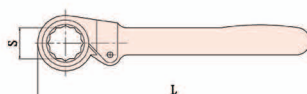
- Q/ZBF-183 Die forged Reversing the direction of operation in situ without detaching the sockets. Heavy duty

Number	S mm	L mm	H mm	Be-Cu g	Al-Cu g
183-17	17	250	28	710	650
183-19	19	250	28	896	820
183-21	21	250	30	1030	940
183-22	22	250	30	1105	1010
183-24	24	250	32	1345	1230
183-26	26	250	34	1365	1250
183-27	27	250	34	1580	1450
183-30	30	250	40	1795	1640
183-32	32	250	40	1990	1820
183-35	35	250	45	2010	1840
183-36	36	250	45	2225	2035

No.183A Ratchet Wrench



- Q/ZBF-183A Die forged Reversing the direction of operation in situ without detaching the sockets. European type



Number	S mm	L mm	Be-Cu g	Al-Cu g
183A-9	9	150	125	110
183A-11	11	150	125	110
183A-13	13	155	160	140
183A-14	14	155	160	140
183A-17	17	200	260	230
183A-19	19	200	260	230
183A-22	22	220	340	300
183A-24	24	220	340	300
183A-27	27	245	560	500
183A-30	30	280	840	750
183A-32	32	280	840	750
183A-36	36	290	1180	1050
183A-41	41	295	1230	1100
183A-46	46	360	2060	1850
183A-50	50	360	2230	2000
183A-55	55	440	2900	2600
183A-60	60	440	2900	2600

URANUS

FINEST TECNOLOGY
WITH EXPERIENT PREPARATION

Be—Cu



Safety Tools

C



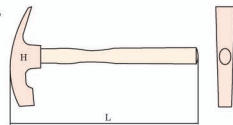
55



No.184 Hammer, Bricklayers'



- Q/ZBF-184 Precision Casting. Used to striking the brick and tile.

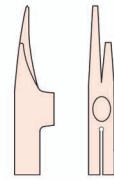


Number	H g	L mm	 g
184-1002	600	340	750
184-1004	800	340	1000

No.185A Carpenter's Hammer



- Q/ZBF-185A Precision Casting
- Frequently used to strike or remove nails.



Number	H g	L mm	Be-Cu g	Al-Cu g
185A-500	500	300	700	700
185A-600	600	330	870	870

No.185 Hammer, Claw



- QB/T 1290.8 Precision Casting
- The claw hammer is frequently used to strike or remove nails

Number	H g	L mm	 g
185-1002	230	280	405
185-1004	450	300	652
185-1006	680	330	953
185-1008	910	375	1205

No.186 Hammer, Cross Pein Engineers'

DIN



- DIN 1041 Precision Casting
- Applied in metal shaping and flanging

Number	H g	L mm	 g
186-1002	500	310	655
186-1004	1000	340	1175
186-1006	1500	400	1850
186-1008	2000	400	2455
186-1010	3000	700	3700
186-1012	5000	900	6000

No.186A Hammer, Cross Pein Engineers'



- DIN 1041 Precision Casting
- Applied in metal shaping and flanging

Number	H g	L mm	 g
186A-1002	500	310	600
186A-1004	1000	320	1150
186A-1006	1500	360	1650
186A-1008	2000	380	2200
186A-1010	3000	700	3400
186A-1012	5000	800	5500


No.187 Hammer, Ball Pein



- QB/T 2613.7 Precision Casting
Most common striking tools.Used in metal working

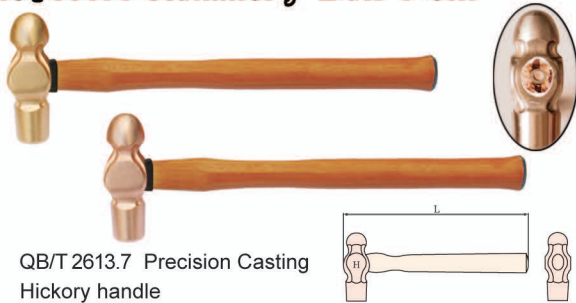
Number	H g	L mm	g
187-1002	230	280	403
187-1004	340	280	502
187-1006	450	310	680
187-1008	680	340	880
187-1010	910	350	1100
187-1012	1130	400	1470

No.188A Hammer, Cutoff



Number	H g	L mm	g
188A-1002	300	300	390
188A-1004	450	325	560
188A-1006	600	365	830

No.187A Hammer, Ball Pein



- QB/T 2613.7 Precision Casting
- Hickory handle

Number	H g	L mm	g
187A-1002	230	300	320
187A-1004	340	300	430
187A-1006	450	325	560
187A-1008	680	365	910
187A-1010	910	365	1020
187A-1012	1130	400	1390

No.189 Hammer, Pein



- Q/ZBF-189 Precision Casting
Applied in metal shaping and flanging.

Number	H g	L mm	g
189-1002	250	280	461
189-1004	300	280	570

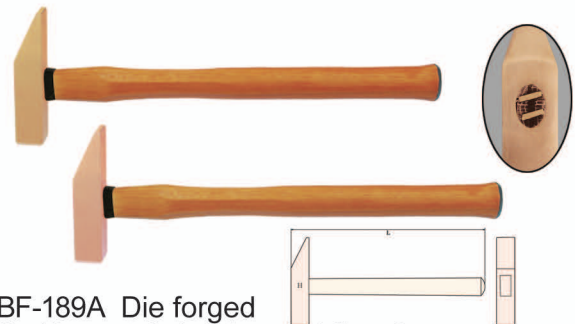
No.188 Hammer, Cutoff



- Q/ZBF-188 Precision Casting
Applied in metal shaping and flanging

Number	H g	L mm	g
188-1002	300	280	420
188-1004	450	310	650
188-1006	600	340	900

No.189A Hammer, Cutoff (Japan Type)



- Q/ZBF-189A Die forged
Applied in metal shaping and flanging.
Hickory handle.

Number	H g	L mm	g
189A-1002	230	280	420
189A-1004	380	330	500

No.189B Hammer, Engineer's Cross Pein



- QB/T 1290.4 Precision Casting Applied in metal shaping and flanging

Number	H g	L mm	 g
189B-1002	500	310	650
189B-1004	900	350	1100

No.190 Hammer, Scaling



- QB/T 1290.6 Precision Casting Mainly used for cleaning rust, welding slag

Number	H g	L mm	 g
190-1002	150	280	205
190-1004	300	280	370




No.191 Hammer, Sledge



- QB/T 2613.6 Precision Casting
- The sledge hammer can apply more force than other hammers, due to its large size.


Number	H g	L mm	 g
191-1002	450	310	610
191-1004	1000	350	1300
191-1006	1400	400	1700
191-1008	1500	400	1800
191-1010	1800	400	2100
191-1012	2000	400	2300
191-1014	2200	400	2500
191-1016	2500	700	3210
191-1018	2700	700	3410
191-1020	3000	700	3710
191-1022	3600	700	4310
191-1024	4000	900	4910
191-1026	4500	900	5410
191-1028	5000	900	5910
191-1030	5400	900	6310
191-1032	6400	900	7310
191-1034	7200	900	8110
191-1036	8000	900	8910
191-1038	8200	900	9110
191-1040	9100	900	10010
191-1042	9900	900	10810



No.191A Hammer, Sledge



- QB/T 2613.6 Precision Casting
The sledge hammer can apply more force than other hammers, due to its large size


Number	Size g	L mm	 g
191A-1002	450	310	450
191A-1004	1000	350	1000
191A-1006	1400	400	1400
191A-1008	1500	400	1500
191A-1010	1800	400	1800
191A-1012	2000	400	2000
191A-1014	2200	400	2200
191A-1016	2500	700	2500
191A-1018	2700	700	2700
191A-1020	3000	700	3000
191A-1022	3600	700	3600
191A-1024	4000	900	4000
191A-1026	4500	900	4500
191A-1028	5000	900	5000
191A-1030	5400	900	5400
191A-1032	6400	900	6400
191A-1034	7200	900	7200
191A-1036	8000	900	8000
191A-1038	8200	900	8200
191A-1040	9100	900	9100
191A-1042	9900	900	9900



No.191B Hammer, Sledge




- Q/ZBF-191C Precision Casting
The sledge hammer can apply more force than other hammers, due to its large size. German type.

Number	Size g	L mm	 g
191B-1002	450	310	450
191B-1004	1000	320	1000
191B-1006	1400	360	1400
191B-1008	1500	360	1500
191B-1010	1800	380	1800
191B-1012	2000	380	2000
191B-1014	2200	400	2200
191B-1016	2500	400	2500
191B-1018	2700	400	2700
191B-1020	3000	700	3000
191B-1022	3600	700	3600
191B-1024	4000	800	4000
191B-1026	4500	800	4500
191B-1028	5000	800	5000
191B-1030	5400	800	5400
191B-1032	6400	800	6400
191B-1034	7200	900	7200
191B-1036	8000	900	8000
191B-1038	8200	900	8200
191B-1040	9100	900	9100
191B-1042	9900	900	9900

- QB/T 2613.6 Precision Casting
The sledge hammer can apply more force than other hammers, due to its large size

No.191C Hammer, Sledge (German Type)



Number	H g	L mm	 g
191C-1002	500	310	650
191C-1004	1000	350	1300
191C-1006	1500	400	1800
191C-1008	2000	400	2300
191C-1010	3000	700	3700
191C-1012	4000	900	4900
191C-1014	5000	900	5900

No. 191D Club Hammer



- Q/ZBF-191D Precision Casting
It is useful for light demolition work, driving masonry nails, and for use with a steel chisel when cutting stone or metal. It is a heavy one-handed hammer with a double-faced head

Number	Size lb	g
191D-1002	2	910
191D-1004	4	1800


No. 191F Nylon Hammer



- Q/ZBF-191F Precision Casting
The nylon head are used to protect the striking surface from damage.

Number	Size g	L mm	g
191F-1002	420	280	420
191F-1004	650	340	650

No. 191E Nylon Hammer



- Q/ZBF-191E Precision Casting
The nylon head are used to protect the striking surface from damage.

Number	Size g	L mm	g
191E-1002	800	340	950
191E-1004	1000	400	1200

No. 191G Sledge Hammer



- Hickory handle

Number	H g	L mm	g
191G-1002	450	310	640
191G-1004	1000	320	1200
191G-1006	1400	360	1620
191G-1008	1500	360	1720
191G-1010	1800	380	2020
191G-1012	2000	380	2240
191G-1014	2200	400	2440
191G-1016	2500	400	2740
191G-1018	2700	400	2940
191G-1020	3000	700	3500
191G-1022	3600	700	4100
191G-1024	4000	800	4600
191G-1026	4500	800	5100
191G-1028	5000	800	5600
191G-1030	5400	800	6000
191G-1032	6400	800	7000
191G-1034	7200	900	7850
191G-1036	8000	900	8700
191G-1038	8200	900	8900
191G-1040	9100	900	9800
191G-1042	9900	900	10600



No.191H Sledge Hammer



- QB/T2613.6 Precision Casting Hickory handle

Number	Size g	L mm	g
191H -1002	450	310	450
191H -1004	1000	320	1000
191H -1006	1400	360	1400
191H -1008	1500	360	1500
191H -1010	1800	380	1800
191H -1012	2000	380	2000
191H -1014	2200	400	2200
191H -1016	2500	400	2500
191H -1018	2700	400	2700
191H -1020	3000	700	3000
191H -1022	3600	700	3600
191H -1024	4000	800	4000
191H -1026	4500	800	4500
191H -1028	5000	800	5000
191H -1030	5400	800	5400
191H -1032	6400	800	6400
191H -1034	7200	900	7200
191H -1036	8000	900	8000
191H -1038	8200	900	8200
191H -1040	9100	900	9100
191H -1042	9900	900	9900



No.191I Hammer, Sledge (German Type)



- QB/T2613.6 Precision Casting Hickory handle

Number	H g	L mm	g
191I-1004	1000	320	1200
191I-1006	1500	360	1720
191I-1008	2000	380	2240
191I-1010	3000	700	3630
191I-1012	4000	800	4790
191I-1014	5000	800	5790

No.192 Hammer, Testing




- QB/T 2613.3 Precision Casting
- Mainly used for hitting railroad or equipment.

Number	H g	L mm	g
192-1002	150	280	206
192-1004	250	280	345

No.192A Sledge Hammer



- Q/ZBF-192A Precision Casting
- New fixing system increased the safety of the users.


Number	H g	L mm	 g
192A-1002	1000	370	1300
192A-1004	1400	370	1700
192A-1006	1500	370	1800
192A-1008	1800	370	2100
192A-1010	2000	370	2300
192A-1012	2200	370	2500
192A-1014	2500	700	3460
192A-1016	2700	700	3660
192A-1018	3000	700	3960
192A-1020	3600	700	4560
192A-1022	4000	900	4960
192A-1024	4500	900	5460
192A-1026	5000	900	5960
192A-1028	5400	900	6360
192A-1030	6400	900	7360
192A-1032	7200	900	8160
192A-1034	8000	900	8960
192A-1036	8200	900	9160
192A-1038	9100	900	10060
192A-1040	9900	900	10860

No.192B Hammer, Sledge (German Type)



- Q/ZBF-192B Precision Casting
- New design fixing-system, increased the safety of users.

No.193 Hammer, Plumb



- Q/ZBF-193 Precision Casting
- Plumb hammer bob were used to provide vertical datum lines for the building measurements


Number	H mm	Φ mm	Be-Cu g	Al-Cu g
193-1002	59	50	275	247

No.194 Pick Railroad



- QB/T 2290 Precision Casting
- For breaking up hard, rocky soil.

Number	Size	H mm	L mm	Be-Cu g	Al-Cu g
194-1002	1#	360	910	2100	2000
194-1004	2#	385	910	2950	2800
194-1006	3#	410	910	3385	3200
194-1008	4#	470	910	3715	3500

Number	H g	L mm	 g
192B-1004	1000	370	1300
192B-1006	1500	370	1800
192B-1008	2000	370	2300
192B-1010	3000	700	3950
192B-1012	4000	900	4950
192B-1014	5000	900	5950

No.194A Pick Railroad



- QB/T 2290 Precision Casting
For breaking up hard, rocky soil.

Number	Size	L mm	Be-Cu g	Al-Cu g
194A-1002	1#	910	2100	2000
194A-1004	2#	910	2950	2800
194A-1006	3#	910	3385	3200
194A-1008	4#	910	4330	4000

No.195 Axe Fireman



- QB/T 2565.1 Precision Casting
For cutting application. mainly used by firefighters.

Number	L mm	H mm	B mm	Be-Cu g	Al-Cu g
195-1002	340	190	98	1425	1300

No.196 Axe



- GB 8389.6 Precision Casting
For cutting application

Number	L mm	H mm	B mm	Be-Cu g	Al-Cu g
196-1002	340	145	82	980	890

No.196A Axe, Pick Head



- Q/ZBF-196A Precision Casting
For cutting application

Number	Size g	L mm	B mm	Be-Cu g	Al-Cu g
196A-1002	1800	920	120	2650	2650


No.197 Anvil Block



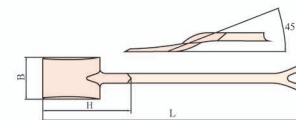
- Q/ZBF-197 Precision Casting
It is a block with a hard surface on which another object is struck. In most cases the anvil is used as a forging tool.

Number	Size g	H mm	K mm
197-1002	3000	63	92
197-1004	5000	75	111
197-1006	16000	114	160

No.198 Shovel, Square

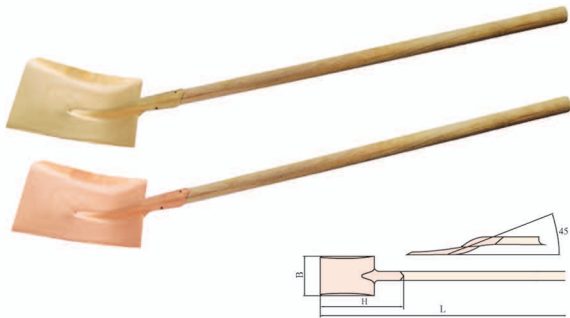


- QB/T 2095 Cold Rolled
For digging, lifting, and moving application.



Number	L mm	B mm	H mm	Be-Cu g	Al-Cu g
198-1002	940	175	340	1410	1290
198-1004	990	240	418	1804	1650


No.198A Shovel, Square



- QB/T 2095 Cold Rolled
- For digging, lifting, and moving application.

Number	L mm	B mm	H mm	Be-Cu g	Al-Cu g
198A-1002	1400	175	340	1800	1680
198A-1004	1450	240	418	2200	2050

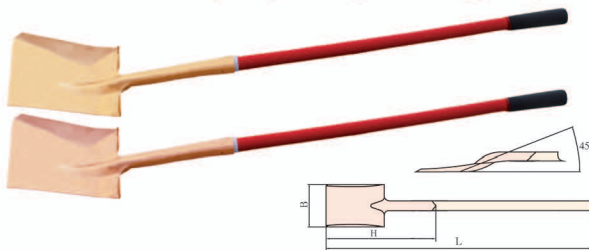
No.199 Dust Pan



- QB/T 2095 Cold Rolled
- For digging, lifting, and moving application.

Number	L mm	B mm	H mm	Be-Cu g	Al-Cu g
199-1002	990	270	520	2330	2130

No.198B Shovel, Square (Euro Type)



- QB/T 2095 Cold Rolled
- For digging, lifting, and moving application.

Number	L mm	H mm	B mm	Be-Cu g	Al-Cu g
198B-1002	1900	505	240	2700	2550

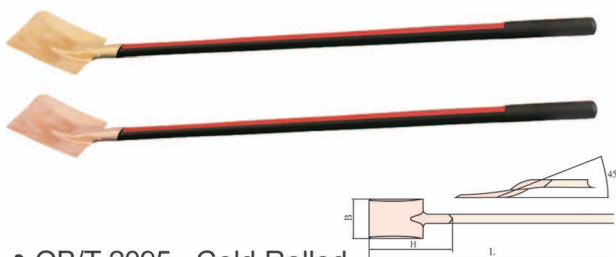
No.200 Shovel, Round Point



- QB/T 2095 Cold Rolled
- For digging, lifting, and moving application.

Number	L mm	B mm	H mm	Be-Cu g	Al-Cu g
200-1002	990	240	420	1553	1420

No.198C Shovel, Square with Long Handle



- QB/T 2095 Cold Rolled
- For digging, lifting, and moving application.

Number	L mm	H mm	B mm	Be-Cu g	Al-Cu g
198C-1002	1750	340	175	1750	1620

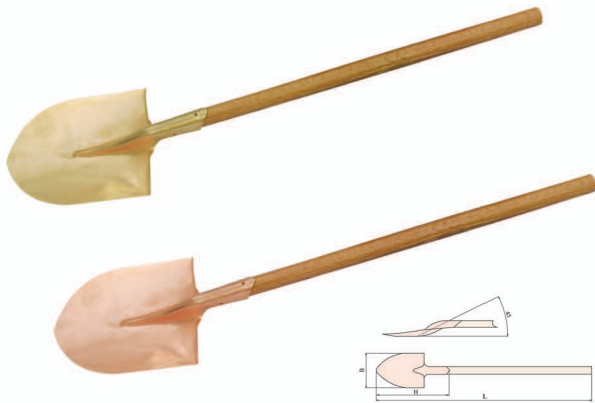
No.200A Shovel, Round Point



- QB/T 2095 Cold Rolled
- For digging, lifting, and moving application. Japanese type.

Number	L mm	B mm	H mm	Be-Cu g	Al-Cu g
200A-1002	830	170	300	1300	1220


No.200B Shovel, Round Point



- QB/T 2095 Cold Rolled
For digging, lifting, and moving application.
Extra long handle.

Number	L mm	B mm	H mm	Be-Cu g	Al-Cu g
200B-1002	1450	240	420	1553	1420


No.201A Edging Spade



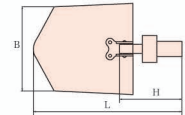
- Q/ZBF-201A Precision Casting
Designed primarily for the purpose of digging,
high strength.

Number	H mm	B mm	H ₁ mm	Be-Cu g	Al-Cu g
201A-1002	1390	195	290	1840	1740
201A-1004	1440	180	340	2040	1880

No.201 Folding Spade



- Q/ZBF-201 Cold Rolled
Dual-use. The spade can be fold back used as a hoe.




Number	L mm	B mm	H mm	Be-Cu g	Al-Cu g
201-1002	320	180	130	1500	1350

No.201B Shovel, Snow

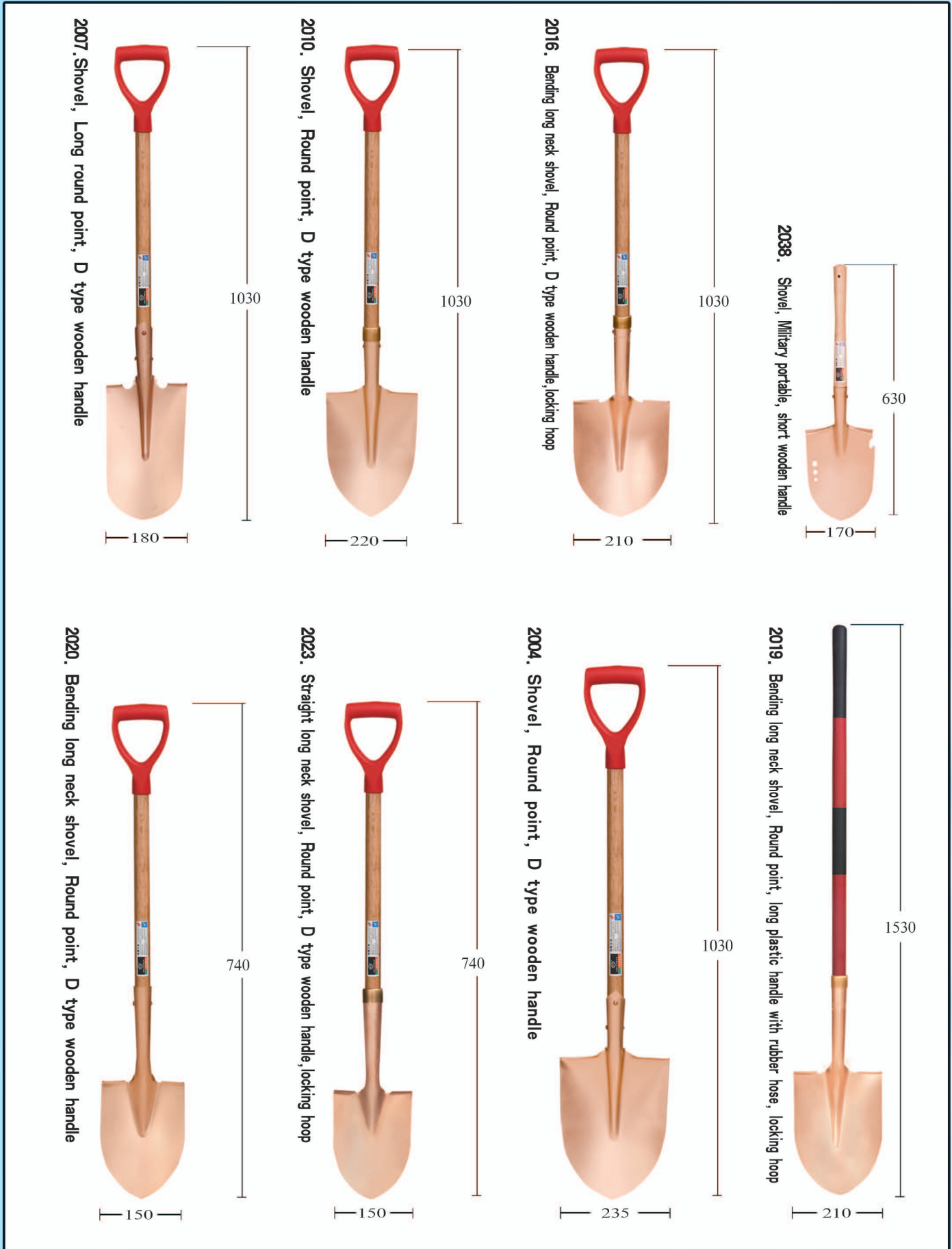


Number	B mm	L mm	Brass g
201B-1002	570	1480	2500

No.201C Shovel, Military



Number	B mm	L mm	Be-Cu g	Al-Cu g
201C-1002	150	590	1370	1300



1987. No. 3 Shovel, Square with D type wooden handle




1993. Bending long neck Shovel, Square with D type wooden handle, locking hoop



2026. Shovel, Dust pan, D type wooden handle




1996. Bending long neck Shovel, Square with long plastic handle, locking hoop



1998. Straight long neck Shovel, Square, D type wooden handle, locking hoop




2001. Bending long neck Shovel, Square, D type wooden handle



2029. No. 3 Shovel, Dust pan, D type wooden handle



1997. Straight long neck Shovel, Square with long plastic handle, locking hoop



CNFB

D

Be—Cu



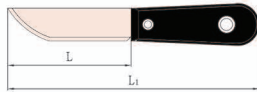
TOP QUALITY
 WORLD FAMOUS BRAND
 EXPORTED TO OVER 100
 COUNTRIES



No.202 Knife, Common

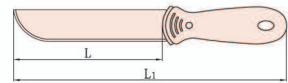


- Q/ZBF-202 Cold Rolled Cutting tool, plastic handle.



Number	L mm	L ₁ mm	Be-Cu g	Al-Cu g
202-1002	80	185	90	105
202-1004	145	250	105	125

No.202B Knife, Common



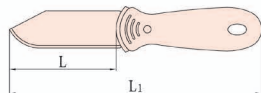
- Q/ZBF-202B Cold Rolled Cutting tool, plastic handle.

Number	L mm	L ₁ mm	Be-Cu g	Al-Cu g
202B-1002	80	193	90	105
202B-1004	137	250	105	125

No.202A Knife




- Q/ZBF-202A Cold Rolled Cutting tool, plastic handle.



Number	L mm	L ₁ mm	Be-Cu g	Al-Cu g
202A-1002	90	203	95	110


No.203 Knife, Putty



- QB/T 2083 Cold Rolled Suitable for scraping or spreading

Number	K mm	L mm	Be-Cu g	Al-Cu g	Q'ty Carton	Be-Cu Gw kg	Al-Cu Gw kg
203-1002	25	200	85	95	20	1.95	2.15
203-1004	40	200	90	105	20	2.30	2.60
203-1006	50	200	95	110	20	2.40	2.70
203-1008	65	200	100	120	20	2.50	2.90

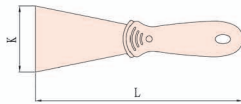
Material Reference Drawing



No.203A Knife, Putty



- QB/T2083 Cold Rolled
Suitable for scraping or spreading.

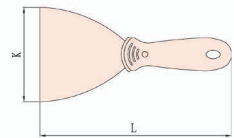


Number	K mm	L mm	Be-Cu g	Al-Cu g	Q'ty Carton	Be-Cu Gw kg	Al-Cu Gw kg
203A-1002	25	203	85	95	20	1.95	2.15
203A-1004	40	203	90	105	20	2.30	2.60
203A-1006	50	203	95	110	20	2.40	2.70
203A-1008	65	203	100	120	20	2.50	2.90

No.203B Knife, Putty



- QB/T2083 Cold Rolled
Suitable for scraping or spreading.

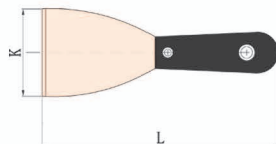


Number	K mm	L mm	Be-Cu g	Al-Cu g	Q'ty Carton	Be-Cu Gw kg	Al-Cu Gw kg
203B-1002	75	203	110	130	20	2.65	3.05
203B-1004	100	203	125	150	20	3.55	3.80
203B-1006	150	253	280	310	/	/	/

No.204 Knife, Putty



- QB/T2083 Cold Rolled
Suitable for scraping or spreading

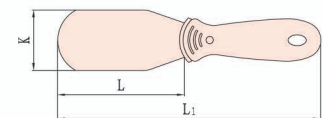


Number	K mm	L mm	Be-Cu g	Al-Cu g	Q'ty Carton	Be-Cu Gw kg	Al-Cu Gw kg
204-1002	75	200	110	130	20	2.65	3.05
204-1004	100	200	125	150	20	3.55	3.80
204-1006	150	250	215	310	/	/	/

No.204A Spatula




- Q/ZBF-204A Cold Rolled
Used for mixing and spreading

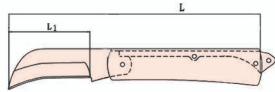


Number	K mm	L mm	L ₁ mm	Be-Cu g	Al-Cu g
204A-1002	30	90	203	85	80
204A-1004	50	105	218	115	110
204A-1006	90	120	233	160	145

No.204B Electrician Knife



- QB/T2208 Die forged
- Cutting tool, mainly used in electrician's job.

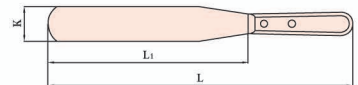


Number	L ₁ mm	L mm	Be-Cu g	Al-Cu g
204B-1002	60	195	210	185

No.204D Spatula




- Q/ZBF-204D Cold Rolled
- Suitable for scraping or spreading, extra long blade.

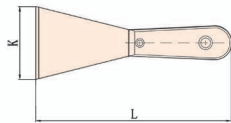


Number	K mm	L mm	L ₁ mm	Be-Cu g	Al-Cu g
204D-1002	40	350	230	120	110

No.204C Knife, Putty



- QB/T2083 Cold Rolled
- Suitable for scraping or spreading, Wood handle.

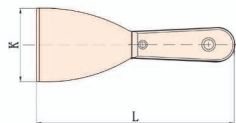


Number	K mm	L mm	Be-Cu g	Al-Cu g	Q'ty Carton	Be-Cu Gw kg	Al-Cu Gw kg
204C-1002	25	200	85	95	20	1.95	2.15
204C-1004	40	200	90	105	20	2.30	2.60
204C-1006	50	200	95	110	20	2.40	2.70
204C-1008	65	200	100	120	20	2.50	2.90

No.204E Knife, Putty



- QB/T2083 Cold Rolled
- Suitable for scraping or spreading, Wood handle.



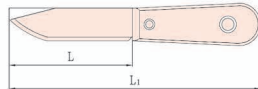
Number	K mm	L mm	Be-Cu g	Al-Cu g	Q'ty Carton	Be-Cu Gw kg	Al-Cu Gw kg
204E-1002	75	200	110	130	20	2.65	3.05
204E-1004	100	200	125	150	20	3.55	3.80
204E-1006	150	250	215	310	/	/	/



No.204F Knife

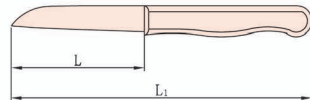


- Q/ZBF-204F Cold Rolled
- Knife with leather case.



Number	L mm	L ₁ mm	Be-Cu g	Al-Cu g
204F-1002	110	216	90	120


No.204G Knife



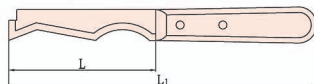
- Q/ZBF-204G Cold Rolled
- Knife with long wooden handle

Number	L mm	L ₁ mm	Be-Cu g	Al-Cu g
204G-1002	75	180	90	120

No.204H Knife

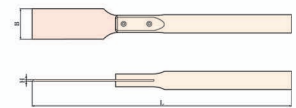


- Q/ZBF-204H Cold Rolled
- Knife with wooden handle, suitable for cutting and scraping.



Number	L mm	L ₁ mm	Be-Cu g	Al-Cu g
204H-1002	120	230	120	110

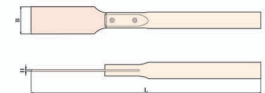
No.205 Scraper



- Q/ZBF205 Cold Rolled
- Scraper with long wooden handle

Number	L mm	B mm	H mm	Be-Cu g	Al-Cu g
205-1002	902	50	2	683	625

No.205A Scraper



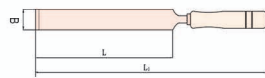
- Q/ZBF-205A Cold Rolled
- Scraper with long plastic handle.

Number	L mm	B mm	H mm	Be-Cu g	Al-Cu g
205A-1002	902	50	2	683	625

No.206 Scraper, Flat





- Q/ZBF-206 Die forged
- Scraping tool.



Number	L mm	B mm	L ₁ mm	Be-Cu g	Al-Cu g
206-1002	200	30	325	330	300
206-1004	300	30	430	480	440
206-1006	350	35	490	640	580
206-1008	350	50	490	1020	910
206-1010	400	60	560	1520	1330

No.207 Scraper, Deck




- Q/ZBF-207 Die forged
- Scraping tool.

Number	L mm	B mm	Be-Cu g	Al-Cu g
207-1002	250	39	285	255
207-1004	300	45	380	335
207-1006	350	55	555	507
207-1008	400	50	775	700
207-1010	650	56	1405	1290
207-1012	750	58	1540	1380

Number	L inch	B inch	Be-Cu g	Al-Cu g
207A-1002	12	2	460	425

No.203 Scraper, Deck



- Q/ZBF-208 Precision Casting
- Scraping tool.

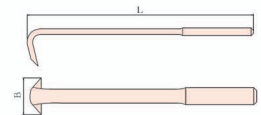


Number	L mm	B mm	Be-Cu g	Al-Cu g
208-1002	270	40	371	338

No.209 Scraper, Deck



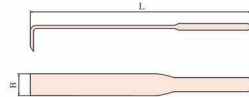

- Q/ZBF-209 Die forged
- Scraping tool.



Number	L mm	B mm	Be-Cu g	Al-Cu g
209-1002	300	48	432	391



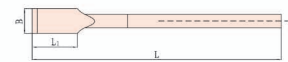
No.210 Scraper, Deck



- Q/ZBF-210 Die forged
- Scraping tool.

Number	L mm	B mm	Be-Cu g	Al-Cu g
210-1002	380	38	821	720

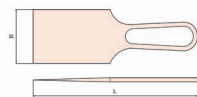

No.212 Scraper



- Q/ZBF-212 Die forged
- New type, sharp blade, labor saving

Number	L mm	L ₁ mm	B mm	Be-Cu g	Al-Cu g
212-1002	690	90	50	550	520
212-1004	705	100	75	750	700
212-1006	720	115	100	850	800
212-1008	765	150	150	1400	1300

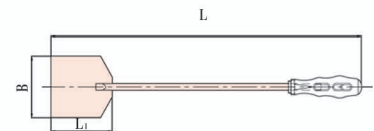

No.211 Scraper, Spray Booth



- Q/ZBF-211 Precision Casting
- Used for spray paint booth operations, labor saving

Number	L mm	B mm	Be-Cu g	Al-Cu g
211-1002	235	76	392	358


No.212A Scraper, Hand Style



- Q/ZBF-212A Die forged
- New type, sharp blade, labor saving.

Number	L mm	L ₁ mm	B mm	Be-Cu g	Al-Cu g
212A-1002	480	95	95	600	540

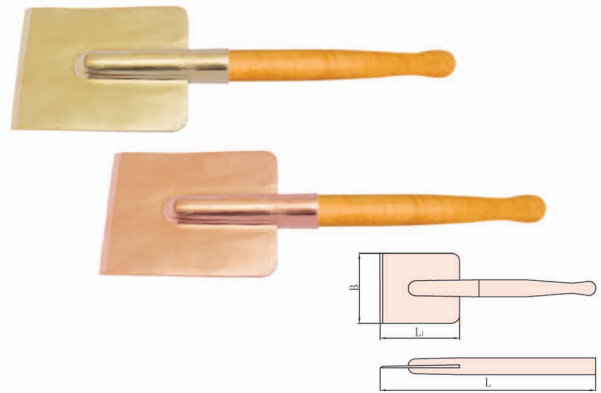
No.212B Scraper, Rust



- Q/ZBF-212B Die forged
- Cleaning irregularly arc surface.

Number	L mm	B mm	L ₁ mm	Be-Cu g	Al-Cu g
212B-1002	600	75	75	700	620

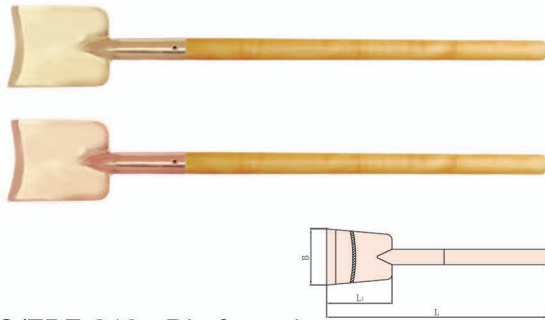
No.213A Scraper, Floor



- Q/ZBF-213A Precision Casting
- Scraping tool with wide blade

Number	L mm	L ₁ mm	B mm	Be-Cu g	Al-Cu g
213A-1002	460	170	150	1150	1000

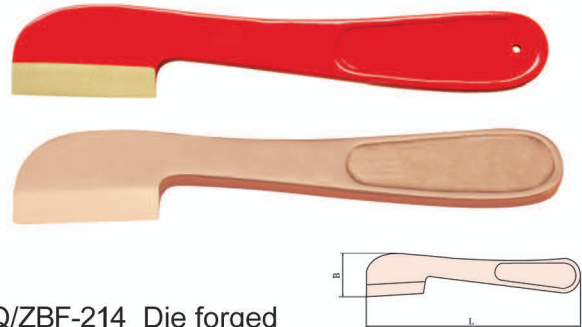
No.213 Scraper, Arched



- Q/ZBF-213 Die forged
- Cleaning irregularly arc surface

Number	L mm	L ₁ mm	B mm	Be-Cu g	Al-Cu g
213-1002	690	120	50	650	600
213-1004	710	120	100	925	830
213-1006	720	120	150	1080	980

No.214 Opener Carbide Drum



- Q/ZBF-214 Die forged
- Used to open the oil drum

Number	L mm	B mm	Be-Cu g	Al-Cu g
214-1002	280	53	655	595

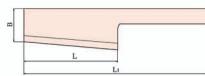


No.215 Scraper, Tile Cleaver

Patented Red



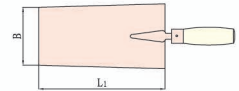
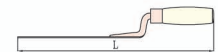

Natural Color



- QB/T 2212.17 Die forged
- Used for bricklaying.

Number	L mm	L ₁ mm	B mm	Be-Cu g	Al-Cu g
215-1002	180	350	55	610	550

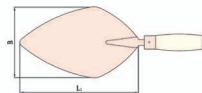
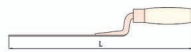
No.215B Trapezia Shovel Bricklayer's



- QB/T2212.12 Cold Rolled
- Used for bricklaying.

Number	L mm	L ₁ mm	B mm	Be-Cu g	Al-Cu g
215B-1002	290	160	80	420	390

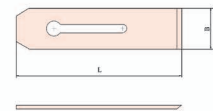
No.215A Trowel Bricklayer's



- QB/T2212.14 Cold Rolled
- Used for bricklaying

Number	L mm	L ₁ mm	B mm	Be-Cu g	Al-Cu g
215A-1002	335	215	130	700	620

No.216 Plane's Blade



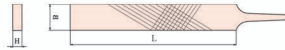
- Q/ZBF-216 Die forged
- Used for chipping and planing.

Number	L mm	B mm	Be-Cu g	Al-Cu g
216-1002	175	43	130	120

No.217 File, Flat



- QB/T 2569 Die forged
Used to cut fine amounts of material from a workpiece.
Bastard & Medium & Smooth

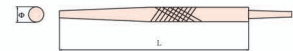


Number	L inch	L mm	B mm	H mm	Be-Cu g
217-1002	6	150	16	4	75
217-1004	8	200	21	4.5	160
217-1006	10	250	25	6	282
217-1008	12	300	30	6.5	455
217-1010	14	350	32	8	675
217-1012	16	400	32	9.5	925

No.219 File, Round



- QB/T 2569 Die forged
Used to cut fine amounts of material from a workpiece.
Bastard & Medium & Smooth

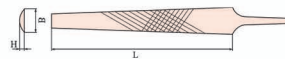


Number	L inch	L mm	Φ mm	Be-Cu g
219-1002	6	150	6.5	45
219-1004	8	200	7.5	91
219-1006	10	250	8.5	122
219-1008	12	300	9.5	180
219-1010	14	350	10.5	250

No.218 File, Half Round



- QB/T 2569 Die forged
Used to cut fine amounts of material from a workpiece.
Bastard & Medium & Smooth

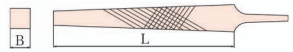


Number	L inch	L mm	B mm	H mm	Be-Cu g
218-1002	6	150	22	6	105
218-1004	8	200	23	7	190
218-1006	10	250	26	8	255
218-1008	12	300	28	9	375
218-1010	14	350	30	10	565

No.220 File, Square



- QB/T 2569 Die forged
Used to cut fine amounts of material from a workpiece.
Bastard & Medium & Smooth

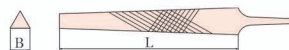


Number	L inch	L mm	B mm	Be-Cu g
220-1002	8	200	8	130
220-1004	10	250	10	155
220-1006	12	300	11	202
220-1008	14	350	12	303

No.221 File, Triangle



- QB/T 2569 Die forged
Used to cut fine amounts of material from a workpiece
Bastard & Medium & Smooth



Number	L inch	L mm	B mm	Be-Cu g
221-1002	8	200	12	115
221-1004	10	250	13	125
221-1006	12	300	14	160
221-1008	14	350	14	205


No.221A File Set-5pcs



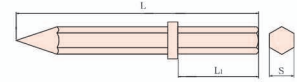
- QB/T 2569 Die forged
Used to cut fine amounts of material from a workpiece

Number	L mm	Φ mm	Be-Cu g
221A-○	180	5	140
221A-□	180	5	
221A-△	180	5	
221A-□	180	5	
221A-⊖	180	5	

No.223 Chisel, Pneumatic Bull Point



- Q/ZBF-223 Die forged
Designed to fit pneumatic tools.

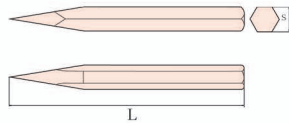


Number	S mm	L mm	L1 mm	Be-Cu g	Al-Cu g
223-1002	28	500	150	2650	2400

No.222 Punch, Machinists 'V'



- Q/ZBF-222 Die forged
For creating a dimple in wood or plastic.

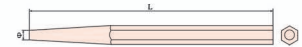


Number	S mm	L mm	Be-Cu g	Al-Cu g
222-1002	14	150	165	155
222-1004	18	200	385	355
222-1006	20	250	610	555
222-1008	20	300	725	660

No.223A Punch Machinists 'V'



- Q/ZBF-223A Die forged
For creating a dimple in wood or plastic, usually struck by a hammer.




Number	Φ mm	L mm	Be-Cu g	Al-Cu g
223A-1002	5	150	235	215
223A-1004	8	150	285	255
223A-1006	10	150	345	315

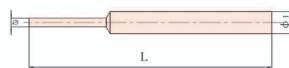


中泊集团公司仓库一角

No.223B Drift Cylindrical



- DIN 6450 Die forged
- Used to drive pins for affixing a fixture to a rotating shaft.

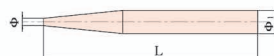


Number	Φ mm	Φ ₁ mm	L mm	Be-Cu g	Al-Cu g
223B-1002	3	9	110	20	15
223B-1004	4	10	110	57	50
223B-1006	6	12	115	105	95
223B-1008	8	14	120	130	115
223B-1010	10	16	145	200	180
223B-1012	12	18	160	280	260
223B-1014	14	20	180	410	380
223B-1016	16	24	200	640	600
223B-1018	18	30	225	1070	960
223B-1020	20	32	225	1230	1110

No.223C Punch



- Q/ZBF-223C Die forged
- Used to drive pins for affixing a fixture to a rotating shaft.

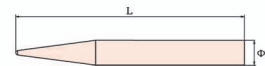


Number	Φ mm	Φ ₁ mm	L mm	Be-Cu g	Al-Cu g
223C-1002	5	11	150	105	95
223C-1004	6	12	150	130	115
223C-1006	7	13	150	150	135
223C-1008	8	14	150	170	150
223C-1010	10	16	175	255	230
223C-1012	12	18	175	335	300
223C-1014	13	29	255	1180	1060

No.223D Punch, Machinists'



- Q/ZBF-223D Die forged
- Drilling tool



Number	L mm	Φ mm	Be-Cu g	Al-Cu g
223D-1002	160	18	290	265
223D-1004	250	18	470	425
223D-1006	300	18	600	545
223D-1008	300	20	700	635
223D-1010	300	25	1100	995
223D-1012	400	18	800	725
223D-1014	400	20	1000	885

Cautions

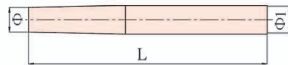
The Non-Sparking tools provide enhanced safety protection for personnel who working in flammable, explosive and corrosive places such as petroleum, natural gas, metallurgy and chemical industries. In daily work, the routine maintenance of non-sparking tools should be carried out after use, to extend the service life of the tools. The lack of daily maintenance may affect the performance of non-sparking tools, thus affecting the normal production operation.

1. First, the tools should be stored in a dry place to avoid damage to the tools. After use, clean the debris on the surface of non-sparking tools in time to ensure the tools are clean.
2. When using slugging tools, it is not allowed to strike continuously. There should be an appropriate interval when striking for more than ten times. And the debris adhering to the stricken area of products should be removed before further use of the tools. Try not to use non sparking tools continuously, so as to avoid the rapid heating of the tools due to repeated impact, which may affect the explosion proof performance of tools.
3. Wrenches shall not be used with excessive force, nor shall they be extended with sleeves or by binding with other metal bar to increase their force arm, nor shall they be used to twist fasteners by hammering (except striking wrenches).
4. The edge tools should be placed in the water tank and gently contact the grinding wheel for grinding. Do not exert too much force or make them contact the grinding wheel for too long time.
5. In the actual operation of hammering tools, the debris on the site and the corroded oxide on the working face must be removed to prevent the impact from a third party.
6. All non sparking products should be cleaned of surface oil stains before use, please refer to the tool instructions of HEBEI BOTOU SAFETY TOOLS attached.

No.223E Drift pin, barrel straight



- Q/ZBF-223E Die forged
Used as an aid in aligning bolt or rivet holes prior to inserting a fastener.



Number	L mm	Φ mm	Φ ₁ mm	Be-Cu g	Al-Cu g
223E-1002	150	8	11	125	118
223E-1004	150	10	13	155	140
223E-1006	150	12	15	215	190
223E-1008	200	14	18	420	380
223E-1010	200	15	19	435	390
223E-1012	200	16	20	480	435
223E-1014	200	17	21	570	540
223E-1016	250	18	22	600	560
223E-1018	250	19	23	860	780
223E-1020	250	20	24	875	790
223E-1022	250	21	25	950	885
223E-1024	250	22	26	965	920
223E-1026	250	24	28	1270	1150
223E-1028	250	25	29	1300	1170
223E-1030	250	26	30	1390	1250
223E-1032	300	27	31	1900	1770

No.223F Punch, Center



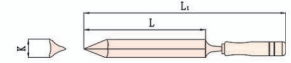
- Die forged
- Used to mark the centre of a hole when drilling holes.

Number	L mm	Φ mm	Be-Cu g	Al-Cu g
223F-1002	100	12	80	70

No.224 Scraper, Triangular




- Q/ZBF-224 Precision Casting
- Scraping tool

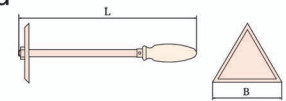


Number	L mm	L ₁ mm	K mm	Be-Cu g	Al-Cu g
224-1002	160	280	22	245	225
224-1004	300	425	26	645	590

No.224A Scraper Plate



- Q/ZBF-224A Die forged
- Scraping tool

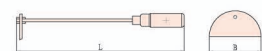


Number	L mm	B mm	Be-Cu g	Al-Cu g
224A-1002	470	150	900	810

No.224B Scraper, Halfmoon



- Q/ZBF-224B Die forged
- Scraping tool



Number	L mm	B mm	Be-Cu g	Al-Cu g
224B-1002	326	100	260	235

No.224C Scraper, Triangular



- Q/ZBF-224C Die forged
- Scraping tool



Number	L mm	L ₁ mm	K mm	Be-Cu g	Al-Cu g
224C-1002	440	300	20	420	380

No.224D Scraper, Half Round



- Q/ZBF-224D Die forged
- Scraping tool



Number	L mm	L ₁ mm	B mm	H mm	Be-Cu g	Al-Cu g
224D-1002	440	300	30	5	420	380

No.225 Chisel, Cross



- Q/ZBF-225 Die forged
- Used for cutting grooves and slots.



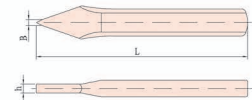
Number	S mm	L mm	H mm	Be-Cu g	Al-Cu g
225-1002	20	200	8	475	432

No.225A Chisel, Cross Cutting




DIN

- DIN6451 Die forged
- Used for cutting grooves and slots.

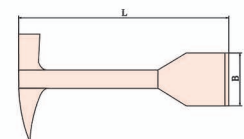


Number	L mm	B mm	h mm	Be-Cu g	Al-Cu g
225A-1002	140	4	6	280	255
225A-1004	200	4	7	480	435
225A-1006	300	5	8	840	760

No.225B Scraper Pick And Scaler




- Q/ZBF-225B Die forged
- Dual-use. one end used to striking the brick and tile and the other end used as a scraper.



Number	L mm	B mm	Be-Cu g	Al-Cu g
225B-1002	450	75	1285	1155

No.225C Chisel, Flat



DIN

- DIN6453 Die forged
- Used for cutting grooves and slots

Number	B mm	L mm	Be-Cu g	Al-Cu g
225C-1002	22	150	255	230
225C-1004	22	200	325	295
225C-1006	24	250	525	480
225C-1008	25	300	740	675
225C-1010	27	400	1155	1050

No.226A Chisel, Pneumatic



- Q/ZBF-226A Die forged
- Designed to fit pneumatic tools.

Number	L mm	Φ mm	Be-Cu g	Al-Cu g
226A-1002	300	20	850	775
226A-1004	455	30	2880	2630

No.225D Chisel, Pneumatic

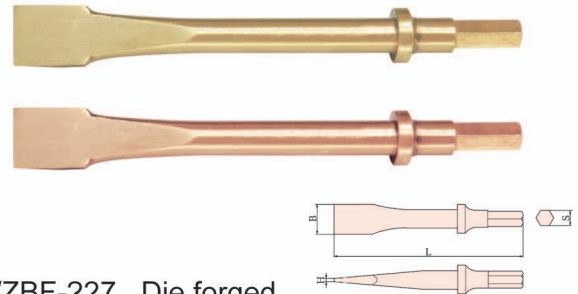


DIN

- Q/ZBF-225D Die forged
- Designed to fit pneumatic tools

Number	B mm	L mm	Be-Cu g	Al-Cu g
225D-1002	22	150	305	280
225D-1004	22	200	375	345
225D-1006	24	250	575	530
225D-1008	25	300	790	725
225D-1010	27	400	1205	1100

No.227 Chisel, Pneumatic



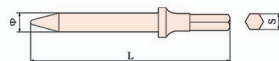
- Q/ZBF-227 Die forged
- Designed to fit pneumatic tools

Number	S mm	L mm	B mm	H mm	Be-Cu g	Al-Cu g
227-1002	10	125	20	2	160	141
227-1004	10	175	20	2	210	182

No.226 Chisel, Pneumatic

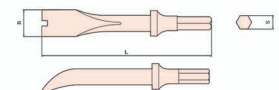


- Q/ZBF-226 Die forged
- Designed to fit pneumatic tools.



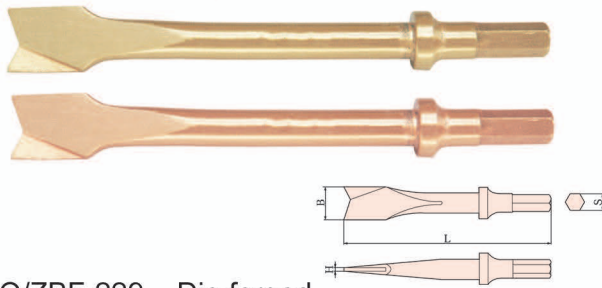
Number	S mm	L mm	Φ mm	Be-Cu g	Al-Cu g
226-1002	10	125	12	117	102
226-1004	10	175	12	168	143

No.228 Chisel, Pneumatic



Number	S mm	L mm	B mm	Be-Cu g	Al-Cu g
228-1002	10	125	20	152	117
228-1004	10	175	20	190	122

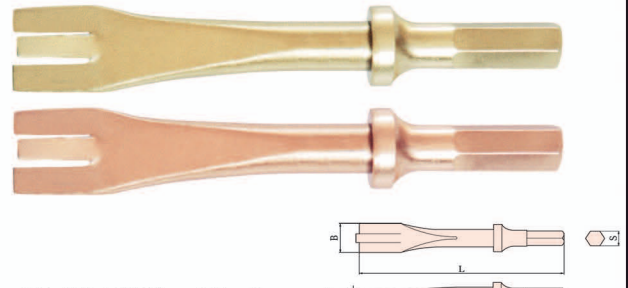
No.229 Chisel, Pneumatic



- Q/ZBF-229 Die forged
- Designed to fit pneumatic tools.

Number	S mm	L mm	H mm	B mm	Be-Cu g	Al-Cu g
229-1002	10	125	2	20	162	142
229-1004	10	175	2	20	213	183

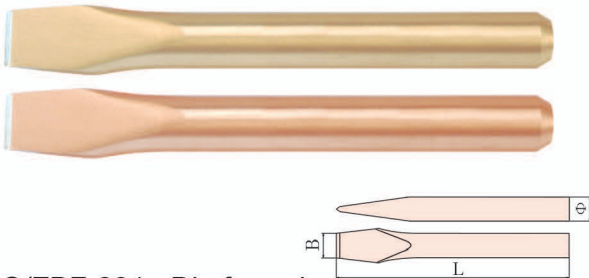
No.230 Chisel, Pneumatic



- Q/ZBF-230 Die forged
- Designed to fit pneumatic tools

Number	S mm	L mm	B mm	H mm	Be-Cu g	Al-Cu g
230-1002	10	125	20	2	127	112
230-1004	10	175	20	2	178	153

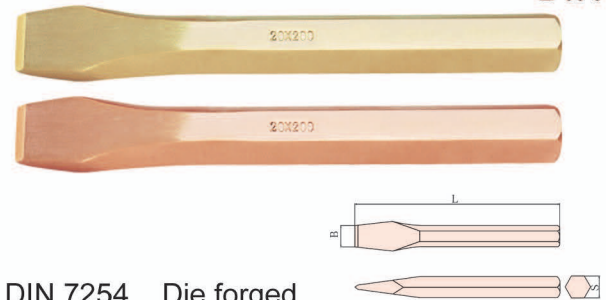
No.231 Chisel, Flat



- Q/ZBF-231 Die forged
- Cutting tool matched with mallet or hammer

Number	L mm	Φ mm	B mm	Be-Cu g	Al-Cu g
231-1002	160	14	14	175	160
231-1004	160	16	16	231	210
231-1006	160	18	18	295	271
231-1008	200	18	18	382	342
231-1010	200	20	20	473	430
231-1012	250	24	24	822	751
231-1014	300	24	24	1025	942
231-1016	300	25	25	1302	1002
231-1018	400	25	25	1502	1360
231-1020	500	25	25	1903	1730
231-1022	500	30	30	2730	2481

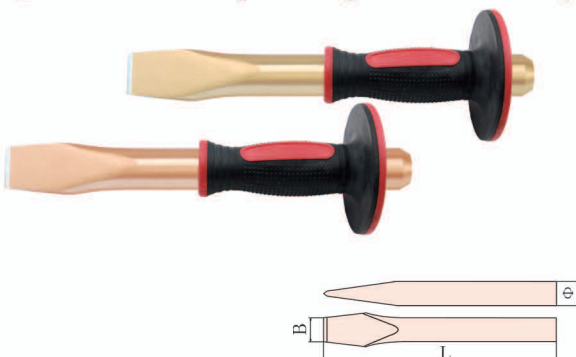
No.232 Chisel Hex / 6 Point DIN



- DIN 7254 Die forged
- Cutting tool, hexagon shaft.


Number	S mm	L mm	B mm	Be-Cu g	Al-Cu g
232-1002	10	150	12	98	92
232-1004	14	200	16	251	231
232-1006	16	160	18	262	242
232-1008	14	250	16	320	302
232-1010	17	300	19	772	701
232-1012	17	350	19	903	821
232-1014	22	600	24	1861	1702
232-1016	25	300	28	1204	1090
232-1018	30	500	35	2860	2620

No.231A Chisel, Flat(with sheath)



Number	L mm	Φ mm	B mm	Be-Cu g	Al-Cu g
231A-1002	160	14	14	225	210
231A-1004	160	16	16	281	260
231A-1006	160	18	18	345	321
231A-1008	200	18	18	432	392
231A-1010	200	20	20	523	480
231A-1012	250	24	24	872	801
231A-1014	300	24	24	1075	992
231A-1016	300	25	25	1352	1052
231A-1018	400	25	25	1552	1410
231A-1020	500	25	25	1953	1780
231A-1022	500	30	30	2780	2531


No.232A Chisel Hex / 6 Point (with sheath)



DIN

Number	S mm	L mm	B mm	Be-Cu g	Al-Cu g
232A-1002	10	150	12	148	142
232A-1004	14	200	16	301	281
232A-1006	16	160	18	312	292
232A-1008	14	250	16	370	352
232A-1010	17	300	19	822	751
232A-1012	17	350	19	953	871
232A-1014	22	600	24	1911	1752
232A-1016	25	300	28	1254	1140
232A-1018	30	500	35	2910	2670

No.233B Chisel 8 Point (with sheath)



Number	L mm	S mm	B mm	Be-Cu g	Al-Cu g
233B-1002	160	14	14	236	220
233B-1004	160	16	16	305	280
233B-1006	180	19	19	452	416
233B-1008	200	19	19	501	461
233B-1010	200	22	22	700	612
233B-1012	250	24	24	930	842
233B-1014	300	24	24	1102	1000
233B-1016	300	30	30	1653	1500
233B-1018	400	27	27	1830	1670


No.233 Chisel 8 Point



- QB/T 2613.2 Die forged
- Cutting tool, octagon shaft.

Number	L mm	S mm	B mm	Be-Cu g	Al-Cu g
233-1002	160	14	14	186	170
233-1004	160	16	16	255	230
233-1006	180	19	19	402	366
233-1008	200	19	19	451	411
233-1010	200	22	22	650	562
233-1012	250	24	24	880	792
233-1014	300	24	24	1052	950
233-1016	300	30	30	1603	1450
233-1018	400	27	27	1780	1620

No.234 Caulking Tool



- Q/ZBF-234 Die forged
- Used to seal joints or seams

Number	L mm	B mm	H mm	Be-Cu g	Al-Cu g
234-1002	200	20	5	495	455
234-1004	250	20	8	652	585


No.233A Chisel, Diamond Point



- Q/ZBF-233A Die forged
- Diamond-shaped cutting face for cutting V grooves or sharp internal corners

Number	S mm	L mm	B mm	Be-Cu g	Al-Cu g
233A-1002	20	200	13	580	525

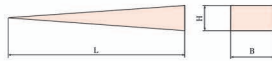
No.234A Caulking Tool



- Q/ZBF-234A Die forged
- Used for striking or tamping down cement.

Number	S mm	L mm	Be-Cu g	Al-Cu g
234A-1002	50	1200	18450	16850

No.235 Wedge, Flange




- Q/ZBF-235 Die forged
- Used to lever up equipments.

Number	L mm	B mm	H mm	Be-Cu g	Al-Cu g
235-1002	80	13	6	25	23
235-1004	100	50	10	201	185
235-1006	135	50	18	497	455
235-1008	150	40	8	200	180
235-1010	150	25	8	122	112
235-1012	150	25	13	205	185
235-1014	150	50	13	400	365
235-1016	180	32	13	305	280
235-1018	180	50	19	700	640
235-1020	200	20	30	490	451
235-1022	200	30	30	740	675
235-1024	200	40	40	1315	1200
235-1026	200	50	12	500	450
235-1028	230	40	20	751	690
235-1030	250	40	30	1230	1125
235-1032	300	50	40	2460	2250

Number	L inch	B inch	H inch	Be-Cu g	Al-Cu g
235-1001	4	3/4	1/2	110	100
235-1003	6	1	1/2	220	200
235-1005	6	1-1/2	3/4	480	435
235-1007	7	2	3/4	755	680
235-1009	8	1-1/2	1	855	770
235-1011	8-1/2	2	1-1/4	1500	1360





No.236 Punch, Center



- Q/ZBF-236 Die forged
- Used to mark the centre of a hole when drilling holes.

Number	L mm	Φ mm	Be-Cu g	Al-Cu g
236-1002	100	16	145	125
236-1004	150	16	230	205
236-1006	200	18	392	340
236-1008	300	18	615	540
236-1010	400	18	820	740
236-1012	500	20	1230	1102
236-1014	500	30	2740	2480

No.237 Bar



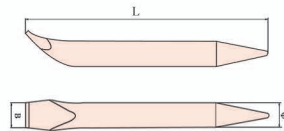
- TB 1517 Die forged
- Used for prying, moving, rolling, or lifting heavy objects.

Number	L mm	Φ mm	B mm	Be-Cu g	Al-Cu g
237-1002	500	15	15	738	675
237-1004	500	19	19	1150	1050
237-1006	500	20	20	1295	1185
237-1008	500	25	25	1975	1805
237-1010	500	30	30	2925	2675
237-1012	600	25	25	2380	2175
237-1014	600	30	30	3450	3155
237-1016	800	23	23	2290	2095
237-1018	800	25	25	3175	2905
237-1020	800	30	30	4490	4105
237-1022	850	30	30	4870	4455
237-1024	1000	25	25	3985	3645
237-1026	1000	28	28	4710	4305
237-1028	1000	30	30	5595	5115
237-1030	1200	25	25	4795	4385
237-1032	1200	30	30	6970	6375
237-1034	1500	30	30	8665	7925

No.237A Bar, Pinch



- Q/ZBF-237A Die forged
Used for prying, moving, rolling, or lifting heavy objects. One end of the bar is tapered to a point.

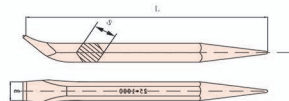


Number	L mm	Φ mm	B mm	Be-Cu g	Al-Cu g
237A-1002	500	15	15	672	615
237A-1004	500	19	19	1093	1001
237A-1006	500	20	20	1148	1052
237A-1008	500	23	23	1481	1355
237A-1010	600	25	25	2132	1950
237A-1012	800	23	23	2530	2293
237A-1014	1000	30	30	5193	4752

No.237B Bar (Hex) Pinch



- Q/ZBF-237B Die forged
- Used for prying, moving, rolling, or lifting heavy objects. One end of the bar is tapered to a point.



Number	L mm	S mm	B mm	Be-Cu g	Al-Cu g
237B-1002	500	18	20	1200	1090
237B-1004	500	20	22	1450	1320
237B-1006	600	20	22	1750	1600
237B-1008	1000	22	24	3500	3200
237B-1010	1000	25	28	4500	4080
237B-1012	1500	25	28	6750	6120
237B-1014	1000	35	38	8800	8000

No.237C Bar Crow



- Q/ZBF-237C Die forged
- Used for prying, moving, rolling, or lifting heavy objects. One end of the bar is tapered to a point.



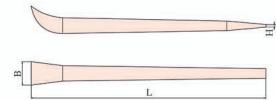
Number	L mm	H mm	B mm	Be-Cu g	Al-Cu g
237C-1002	650	20	23	1855	1675
237C-1004	1500	30	35	8910	8110

Number	L inch	H inch	B inch	Be-Cu g	Al-Cu g
237C-1001	60	1-1/4	1-3/8	8920	8050

No.237D Bar, Pinch



- Q/ZBF-237D Die forged
- Used for prying, moving, rolling, or lifting heavy objects.



Number	L mm	H mm	B mm	Be-Cu g	Al-Cu g
237D-1002	600	3	52	2435	2221

Use site




No.237E Spike



- Q/ZBF-237E Precision Casting
Used for prying, moving, rolling, or lifting heavy objects. The fulcrum provide more leverage.

Number	L mm	Φ mm	Be-Cu g	Al-Cu g
237E-1002	600	22	2320	2100

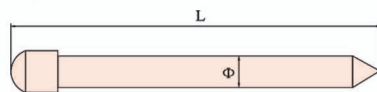
No.237F Tire Pry Bar



- Q/ZBF-237F Cold Drawn
Used for prying, moving, rolling, or lifting heavy objects, grilled tire disassembling etc.

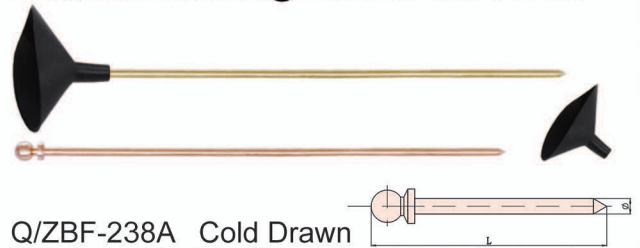
Number	L mm	B mm	Be-Cu g	Al-Cu g
237F-1002	200	22	255	220
237F-1004	300	22	400	350
237F-1006	600	25	1150	1000
237F-1008	800	26	1725	1500

- Q/ZBF-238 Cold Drawn
This is an ideal tool to accurately judge and find out the problems upon the principal of sound transmission.
- Black Sound Receiver



Number	L mm	Φ mm	Be-Cu g	Al-Cu g
238-1002	250	6	85	75
238-1004	300	8	150	135
238-1006	400	7	160	145
238-1008	500	10	335	305


No.238A Hearing Needle With Ball



- Q/ZBF-238A Cold Drawn
This is an ideal tool to accurately judge and find out the problems upon the principal of sound
- Black Sound Receiver

Number	L mm	Φ mm	Be-Cu g	Al-Cu g
238A-1002	500	6	130	115

No.238B Needle



- Q/ZBF-238B Cold Drawn
- Used for cleaning rust.

Number	L mm	Φ mm	Be-Cu g
238B-1002	180	3	12

No.238C Hearing Needle



- Q/ZBF-238C Cold Drawn Adjustable length, portability
- Black Sound Receiver

Number	L mm	Be-Cu g	Al-Cu g
238C-1002	400-1000	330	300

No.238 Hearing Needle



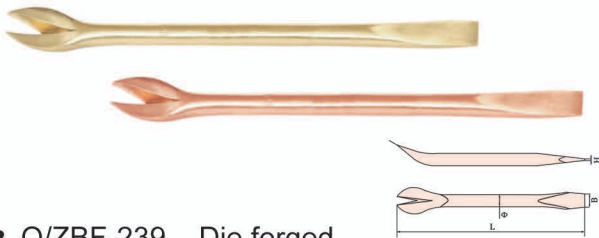
No.238D Mine Prodder



Q/ZBF-238D Cold Drawn
It is developed to locate mines buried at depths up to 250mm. Primarily intended for situations where a magnetic device could be considered important.

Number	L mm	d mm	Be-Cu g	Al-Cu g
238D-1002	575-1005	5	400	360


No.239 Bar, Wrecking



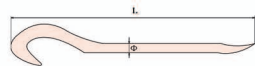
- Q/ZBF-239 Die forged
- Used for prying and removing nails.

Number	L mm	Φ mm	B mm	H mm	Be-Cu g	Al-Cu g
239-1002	250	13	15	1.5	280	250

No.240 Bar, Wrecking

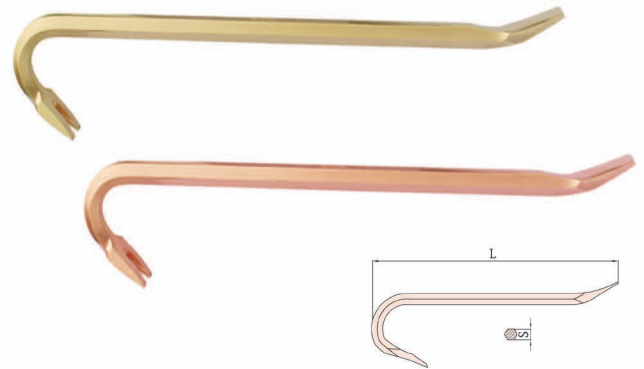


- Q/ZBF-240 Precision Casting
- Curved at the forked end to provide more leverage.



Number	L mm	Φ mm	Be-Cu g	Al-Cu g
240-1002	400	16	752	685
240-1004	600	16	1102	1002
240-1006	800	19	2200	2011
240-1008	1200	20	3570	3266


No.240A Bar, Wrecking Hex



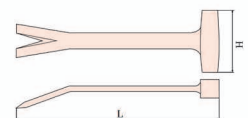
- Q/ZBF-240A Precision Casting
- Curved at the forked end to provide more leverage.

Number	L mm	S mm	Be-Cu g	Al-Cu g
240A-1002	460	16	1080	980
240A-1004	760	22	3100	2800
240A-1006	920	22	3650	3300

No.241 Grate Opener



- Q/ZBF-241 Die forged
- One end used for a wrecking bar and the other end used as a hammer.



Number	L mm	H mm	Be-Cu g	Al-Cu g
241-1002	230	70	471	430

URANUS



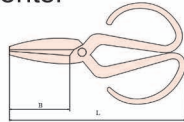
E



No.242 Shears, Cutting



- QB/T 1966 Die forged
- Hand-operated cutting instruments.

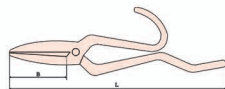


Number	L mm	Be-Cu g	Al-Cu g
242-1002	150	110	100
242-1004	200	135	125

No.243 Shears, Cutting



- Q/ZBF-243 Die forged
- Hand-operated cutting instruments.



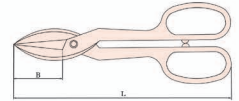
Number	L mm	B mm	Be-Cu g	Al-Cu g
243-1002	270	91	235	215
243-1004	360	107	900	823



No.244 Shears, Tin



- Q/ZBF-244 Die forged
Used for sheet-metal work, it is equipped with high-leverage handles to facilitate cutting the metal sheet.

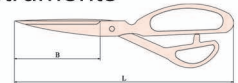


Number	L mm	B mm	Be-Cu g	Al-Cu g
244-1002	300	75	488	410

No.244A Scissors



- Q/ZBF-244A Precision Casting
- Hand-operated cutting instruments




Number	L inch	L mm	B mm	Be-Cu g	Al-Cu g
244A-1002	9	225	98	245	210

No.244D Mini Scissors

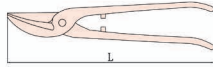


Number	L mm	Be-Cu g	Al-Cu g
244D-1002	195	115	105

No.244B Tinner's Snip Plate Shear



- Q/ZBF-244B Die forged
- Hand-operated cutting instruments.

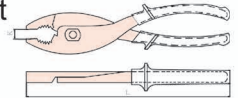


Number	L mm	Be-Cu g	Al-Cu g
244B-1002	280	500	450

No.245 Pliers, Adjustable Combination



- QB/T 2319 Die forged
- Serrated teeth with slip joint

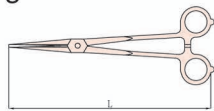


Number	K mm	L mm	Be-Cu g	Al-Cu g	Qty Carton	Be-Cu Gw kg	Al-Cu Gw kg
245-1002	8	150	175	165	20	4.15	3.85
245-1004	13	200	355	330	20	8.10	7.60

No.244C Shears




- Q/ZBF-244C Die forged
- This is a handheld, hinged instrument used for grasping and holding objects.



Number	L mm	Be-Cu g	Al-Cu g
244C-1002	200	488	410

No.245A Gas Pliers



- Q/ZBF-245A Die forged
- Serrated teeth used to grip pipe line or other cylinders.



Number	L mm	Be-Cu g	Al-Cu g
245A-1002	200	350	315

No.245B Pliers, Adjustable Combination (Germany Type)

- Die forged
- Serrated teeth with slip joint



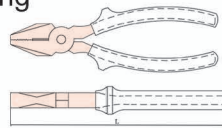
Number	Size inch	L mm	Be-Cu g	Al-Cu g
245B-1002	6	150	190	165
245B-1004	8	200	310	270

No.246 Pliers, Lineman

ISO




- ISO 5746 Die forged
Used for cutting and crimping metal or wire.



Number	L inch	L mm	Be-Cu g	Al-Cu g	Q'ty Carton	Be-Cu Gw kg	Al-Cu Gw kg
246-1002	6	150	250	230	20	5.65	5.28
246-1004	7	175	355	330	20	7.30	6.80
246-1006	8	200	410	375	20	9.20	8.56
246-1008	10	250	550	500	/	/	/

No.247A Pliers, Cutting (Japan Type)



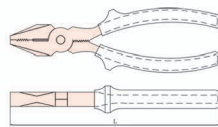
- Die forged
- Used for cutting and crimping metal or wire.

Number	Size inch	L mm	Be-Cu g	Al-Cu g
247A-1002	7	175	340	300
247A-1004	8	200	400	360

No.247 Pliers, Cutting



- Q/ZBF-247 Die forged
Used for cutting and crimping metal or wire.



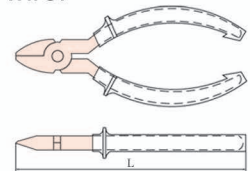
Number	L inch	L mm	Be-Cu g	Al-Cu g	Q'ty Carton	Be-Cu Gw kg	Al-Cu Gw kg
247-1002	8	200	470	420	20	9.20	8.56

No.248 Pliers, Diagonal Cutting


ISO




- ISO 5749 Die forged
- Mostly used for cutting wire.



Number	L inch	L mm	Be-Cu g	Al-Cu g	Q'ty Carton	Be-Cu Gw kg	Al-Cu Gw kg
248-1002	6	150	220	200	20	4.95	4.75
248-1004	8	200	410	365	20	9.10	8.45



No.246



No.247



No.248A Power Side Cutter (American Pattern)

ISO



- ISO 5749 Die forged
- Mostly used for cutting wire

Number	L inch	L mm	Be-Cu g	Al-Cu g
248A-1002	6	150	175	155
248A-1004	8	200	225	205

No.249 Pincers

ISO



- ISO 9243 Die forged
- The concentration of force is either to a point, or to an edge perpendicular to the length of the tool. This allows pincers to be brought close to a surface, as is often required when working with nails.

Number	L inch	L mm	Be-Cu g	Al-Cu g
249-1002	8	200	325	300

No.248B Mini Pliers, Diagonal Cutting



Number	L inch	L mm	Be-Cu g	Al-Cu g
248B-1002	5	125	60	50

No.249A Pincers

ISO



- ISO 5748 Die forged
- The concentration of force is either to a point, or to an edge perpendicular to the length of the tool. This allows pincers to be brought close to a surface, as is often required when working with nails.

Number	L inch	L mm	Be-Cu g	Al-Cu g
249A-1002	7	175	250	225

No.248C Pliers, Diagonal Cutting (American Type)



- Die forged
- Mostly used for cutting wire

Number	Size inch	L mm	Be-Cu g	Al-Cu g
248C-1002	6	150	215	185
248C-1004	8	190	385	330

No.249B Pincers



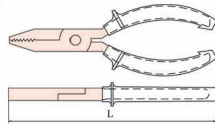
Number	L inch	L mm	Be-Cu g	Al-Cu g
249B-1002	6	150	190	175

No.250 Pliers, Flat Nose

ISO



- ISO 5745 Die forged
- Used for holding and crimping metal or wire.



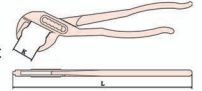
Number	L inch	L mm	Be-Cu g	Al-Cu g	Q'ty Carton	Be-Cu Gw kg	Al-Cu Gw kg
250-1002	6	150	200	185	20	4.75	4.40
250-1004	8	200	281	257	20	7.40	6.90

No.252 Pliers, Slip Joint

ISO



- ISO 8976 Die forged
- The lower jaw can be moved to a number of positions by sliding along a tracking section under the upper jaw. An advantage of this design is that the pliers can adjust to a number of sizes without the distance in the handle growing wider. Commonly used for turning and holding bolts and nuts, gripping irregularly shaped objects, and clamping materials.



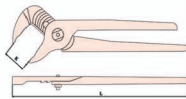
Number	L inch	L mm	K _{max} mm	Be-Cu g	Al-Cu g
252-1002	10	250	32	365	335

No.251 Pliers, Groove Joint

ISO




- QB/T 2440.4 Die forged
- The upper jaw can be moved to a number of positions by sliding along a tracking section under the lower jaw. An advantage of this design is that the pliers can adjust to a number of sizes without the distance in the handle growing wider. Commonly used for turning and holding bolts and nuts, gripping irregularly shaped objects and clamping materials.



Number	L inch	L mm	K _{max} mm	Be-Cu g	Al-Cu g
251-1002	6	150	25	180	160
251-1004	10	250	45	425	370
251-1006	12	300	55	670	600
251-1008	14	350	55	850	770


No.252A Pliers, Water Pump

ISO



- QB/T 2440.4 Die forged
- The upper jaw can be moved to a number of positions by sliding along a tracking section under the lower jaw. An advantage of this design is that the pliers can adjust to a number of sizes without the distance in the handle growing wider.

Number	L inch	L mm	K _{max} mm	Be-Cu g	Al-Cu g
252A-1002	10	250	32	325	310
252A-1004	12	300	52	665	610



No.252B Pliers, Slip Joint



- ISO 8976 Die forged
- The lower jaw can be moved to a number of positions by sliding along a tracking section under the upper jaw. An advantage of this design is that the pliers can adjust to a number of sizes without the distance in the handle growing wider. Commonly used for turning and holding bolts and nuts, gripping irregularly shaped objects, and clamping materials

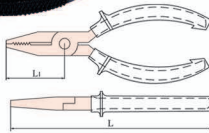
Number	K mm	L mm	Be-Cu g	Al-Cu g
252B-1002	25	165	250	220
252B-1004	35	250	500	435
252B-1006	38	300	780	700

No.253 Pliers, Snipe Nose



ISO

- ISO 5745 Die forged
- Used for cutting wire or holding tiny components.



Number	L inch	L mm	Be-Cu g	Al-Cu g	Q'ty Carton	Be-Cu Gw kg	Al-Cu Gw kg
253-1002	6	150	190	170	20	4.50	4.20
253-1004	8	200	335	300	20	7.15	6.65

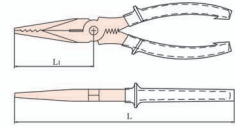


No.254 Pliers, Long Nose

ISO



- ISO 5745 Die forged
- Used for cutting wire or holding tiny components.



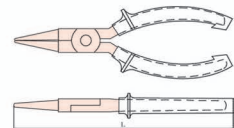
Number	L inch	L mm	Be-Cu g	Al-Cu g	Q'ty Carton	Be-Cu Gw kg	Al-Cu Gw kg
254-1002	6	150	190	170	20	4.50	4.20
254-1004	8	200	335	300	20	7.15	6.65

No.255 Pliers, Round Nose

ISO



- ISO 5745 Die forged
- The tapered, conical jaws for bending and shaping wire.



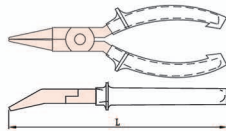
Number	L inch	L mm	Be-Cu g	Al-Cu g	Q'ty Carton	Be-Cu Gw kg	Al-Cu Gw kg
255-1002	6	150	190	175	20	4.50	4.20

No.255A Pliers, Round 45 Degree Bent

ISO




- ISO 5745 Die forged
- Cutting wire or holding tiny components.



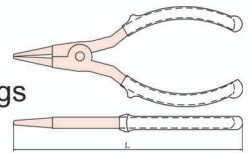
Number	L inch	L mm	Be-Cu g	Al-Cu g
255A-1002	6	150	190	170

No.257 Pliers, Snap Ring-External

DIN




- DIN 5254 Die forged
- Install and remove snap rings



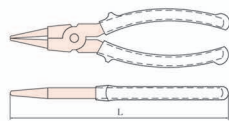
Number	L inch	L mm	Be-Cu g	Al-Cu g
257-1002	8	200	290	265
257-1004	10	250	415	380

No.256 Pliers, Snap Ring - Internal

DIN



- DIN 5254 Die forged
- Install and remove snap rings.



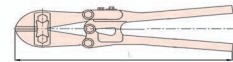
Number	L inch	L mm	Be-Cu g	Al-Cu g
256-1002	8	200	290	265
256-1004	10	250	415	380

No.257A Bolt Chipper

ISO




- ISO 5749 Die forged
- Used for cutting chains, padlocks, bolts and wire mesh. It typically has long handles and short blades, with compound hinges to maximize leverage and cutting

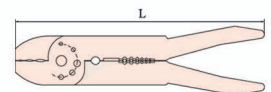


Number	L mm	D mm	Be-Cu g	Al-Cu g
257A-1002	600	6	3350	3070
257A-1004	900	8	9250	8400
257A-1006	250	3	560	500
257A-1008	350	4	1730	1500
257A-1010	450	5	2650	2300

No.257B Crimping Tool, Insulated Cable Connectors



- Q/ZBF-257B Die forged
- Easily strips and cuts solide or stranded wire.

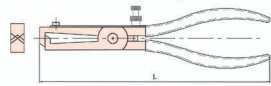


Number	L inch	L mm	Be-Cu g	Al-Cu g
257B-1002	8	200	225	205

No.257C Wire Stripping Pliers



- QB/T 2207 Die forged
Remove insulation without damaging the conductor.



Number	L mm	Be-Cu g	Al-Cu g
257C-1002	170	225	205

No.257F Stocker Plier



- Q/ZBF-257F Die forged
Easily strips and cuts solide wire

Number	L inch	L mm	Be-Cu g	Al-Cu g
257F-1002	7	180	220	200


No.257D Locking Pliers



- QB/T 2207 Die forged
Single-handed operation with quick-release lever, adjusting screw and integrated wire cutter.

Number	Size inch	L mm	D mm	Be-Cu g	Al-Cu g
257D-1002	10	225	40	480	455

No.258 Tweezers, Neat Tips



- Q/ZBF-258 Die forged
Pick up small objects like metal particles.

Number	L mm	Al-Cu g	Be-Cu g
258-1002	150	30	25
258-1004	200	50	40

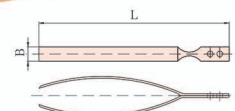
No.257E Wire Stripper



- Q/ZBF-257E Die forged
Especially apply to cut wires, electronic parts, plastic products, metal wire, etc. Used for repair of electronic industry, model making etc.

Number	L inch	L mm	Al-Cu g	Be-Cu g
257E-1002	6	160	125	110

No.258A Tweezers, Flat Nose



- Q/ZBF-258A Die forged
Pick up small objects like metal particles.

Number	L mm	B mm	Al-Cu g	Be-Cu g
258A-1002	100	8	30	25
258A-1004	200	15	65	55

CNFB®

F

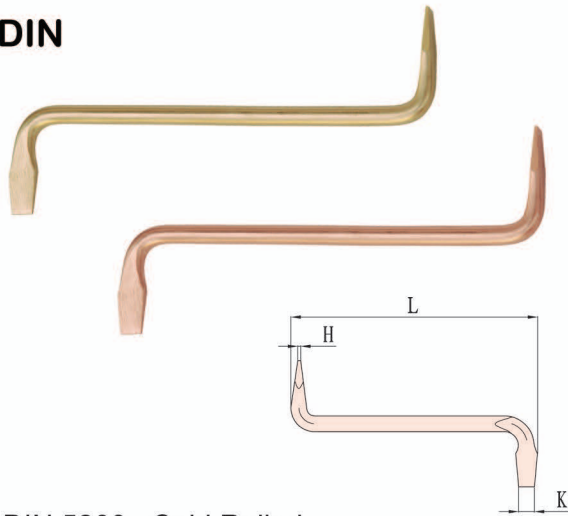


PERFECT MATERIAL
KEEP 100% QUALIFIED



No.259 Slotted Offset Screwdriver

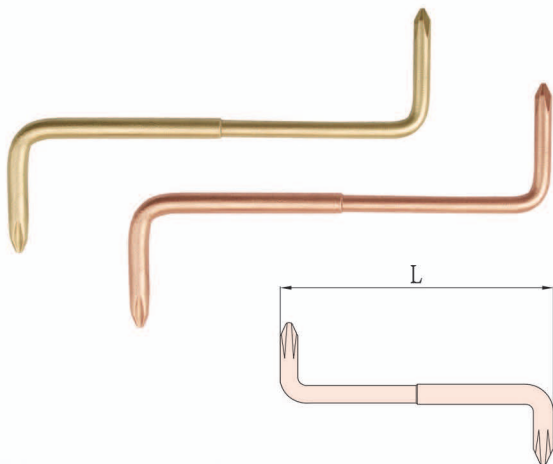
DIN



- **DIN 5200 Cold Rolled**
A screwdriver with the head set perpendicular to the shaft for access to screws in otherwise awkward places.

Number	L mm	H mm	K mm	Be-Cu g	Al-Cu g
259-1002	72	1.1	6	25	23
259-1004	125	1.2	8	55	50
259-1006	196	1.6	10	135	124

No.259A Phillips Offset Screwdriver



- **Q/ZBF-259A Cold Rolled**
A screwdriver with the head set perpendicular to the shaft for access to screws in otherwise awkward places.

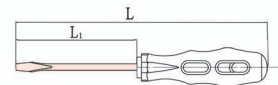
Number	L mm	size	Be-Cu g	Al-Cu g
259A-1002	120	1#*2#	50	45

No.260 Slotted Screwdriver

ISO




- **ISO 2380 Cold Rolled**
Fasten and unload slotted bolt.




Number	L ₁ mm	L mm	B mm	Be-Cu g	Al-Cu g	Q'ty Carton	Be-Cu Gw kg	Al-Cu Gw kg
260-1002	50	134	3	35	33	20	0.85	0.80
260-1004	50	134	4.5	43	40	20	0.94	0.88
260-1006	75	159	3	35	32	20	0.94	0.90
260-1008	75	159	4	45	42	20	1.05	1.00
260-1010	75	180	5	70	65	20	1.20	1.14
260-1012	100	184	4	45	42	20	1.65	1.62
260-1014	100	205	5	75	70	20	1.83	1.78
260-1016	100	215	6	85	80	20	2.05	1.98
260-1018	125	240	6	100	95	20	2.33	2.24
260-1020	150	265	6	110	105	20	2.60	2.50
260-1022	150	265	7	125	120	20	2.94	2.81
260-1024	150	277	8	140	135	20	3.33	3.17
260-1026	200	327	8	165	155	20	4.10	3.95
260-1028	250	377	9	185	175	20	4.70	4.55
260-1030	250	377	11	260	245	20	6.10	5.82
260-1032	300	427	10	245	230	20	6.10	5.80
260-1034	300	427	11	290	275	20	6.57	6.29
260-1036	350	477	11	320	300	20	8.26	7.60
260-1038	400	550	12	450	430	20	10.3	9.45
260-1040	450	600	13	485	450	/	/	/

No.260A Stubby Slotted Screwdriver



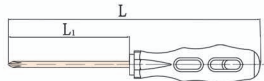
Number	B mm	L ₁ mm	L mm	Be-Cu g	Al-Cu g
260A-1002	3	36	83	45	40
260A-1004	4	36	83	50	43
260A-1006	5	36	83	50	45
260A-1008	6	36	83	55	50

No.261 Phillips Screwdriver




ISO

- ISO 8764 Cold Rolled
Fasten and unload phillips bolts(screw nail).

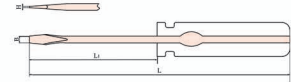


Number	L ₁ mm	L mm	size	Be-Cu g	Al-Cu g	Qty Carton	Be-Cu Gw kg	Al-Cu Gw kg
261-1002	50	134	0	35	32	20	0.85	0.80
261-1004	75	159	1	70	63	20	1.05	1.00
261-1006	100	205	1	75	70	20	1.83	1.78
261-1008	125	240	2	100	95	20	2.33	2.24
261-1010	150	265	2	110	105	20	2.60	2.50
261-1012	200	327	3	165	155	20	4.10	3.95
261-1014	250	377	3	185	170	20	4.70	4.55
261-1016	300	427	4	245	230	20	6.10	5.80
261-1018	350	477	4	270	255	20	7.26	6.60
261-1020	400	550	4	295	280	20	7.95	7.32
261-1022	450	600	4	320	300	20	8.48	7.80

No.263 Slotted Screwdriver



- Q/ZBF-263 Cold Rolled
Fasten and unload slotted bolt, the handle can be striken



Number	L ₁ inch	L ₁ mm	L mm	H mm	B mm	Be-Cu g	Al-Cu g
263-1002	2	50	108	0.5	3	35	32
263-1004	3	75	133	0.6	3	48	44
263-1006	3	75	153	0.8	4	50	45
263-1008	3	75	153	1.0	5	51	46
263-1010	4	100	178	0.8	4	60	55
263-1012	4	100	178	1.0	5	71	65
263-1014	4	100	193	1.1	6	77	70
263-1016	6	150	243	1.2	7	115	105
263-1018	8	200	305	1.2	8	197	180
263-1020	10	250	355	1.6	9	221	202
263-1022	12	300	420	1.6	10	304	278
263-1024	14	350	470	1.8	11	365	335

No.261A Stubby Phillips Screwdriver

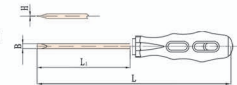


Number	Size	L ₁ mm	L mm	Be-Cu g	Al-Cu g
261A-1002	1	36	83	45	40
261A-1004	1	36	83	50	45
261A-1006	2	36	83	55	50

No.263A Electrician Screwdriver



- Q/ZBF-263A Cold Rolled
Fasten and unload electrician slotted bolt

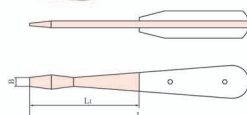


Number	L ₁ inch	L ₁ mm	L mm	H mm	B mm	Be-Cu g	Al-Cu g
263A-1002	2	50	134	0.4	3	37	35
263A-1004	4	100	184	0.6	4	47	45
263A-1006	4	100	215	0.8	6	95	90
263A-1008	6	150	277	1.0	8	145	135
263A-1010	8	200	327	1.3	10	230	210

No.262 Screwdriver



- Q/ZBF-262 Die forged
Fasten and unload slotted bolts(screw nail).

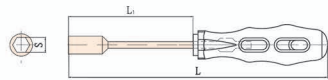


Number	L mm	L ₁ mm	B mm	Be-Cu g	Al-Cu g
262-1002	200	100	8	135	125
262-1004	250	110	8	220	204
262-1006	300	160	10	305	275
262-1008	500	350	11	505	461

No.263B Driver Hex Nut




- Q/ZBF-263B Die forged
Fasten and unload Hex blot.Hex nut in the narrow place that hand can not touch.



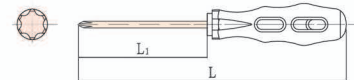
Number	L ₁ mm	L mm	S mm	Be-Cu g	Al-Cu g
263B-1002	90	205	6	85	81
263B-1004	100	215	8	100	85
263B-1006	110	225	10	140	130
263B-1008	110	237	13	185	172
263B-1010	120	247	16	220	205
263B-1012	120	247	17	230	218

No.264A Trox Screwdriver

ISO



- ISO 8764 Cold Rolled
Fasten and unload trox bolt

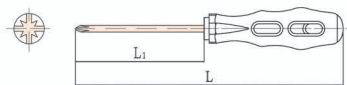


Number	size	L ₁ mm	L mm	Be-Cu g	Al-Cu g
264A-1002	T10*75	75	180	70	63
264A-1004	T15*75	75	180	70	63
264A-1006	T20*100	100	215	100	95
264A-1008	T25*125	125	240	105	100
264A-1010	T30*150	150	265	110	100
264A-1012	T40*200	200	327	165	155
264A-1014	T45*250	250	377	185	175
264A-1016	T50*300	300	427	205	195
264A-1018	T55*350	350	500	245	225
264A-1020	T60*400	400	550	280	255

No.264 Pozidriv Screwdriver



- GB/T 5358 Cold Rolled
- Fasten and unload Pozidriv bolt



Number	L ₁ inch	Size	L ₁ mm	L mm	Be-Cu g	Al-Cu g
264-1002	2	0	50	134	35	33
264-1004	3	1	75	159	45	42
264-1006	4	2	100	215	85	80
264-1008	6	3	150	277	145	135
264-1010	8	4	200	327	230	210



No.264B Screwdriver Bits



- Cold Rolled
- Hand operation on impact tools or electric tools.

Number	size
264B-⊖	4.5mm, 6.5mm, 8mm
264B-⊕	1#, 2#, 3#, 4#
264B-⊗	1#, 2#, 3#, 4#
264B-⦿	3mm, 4mm, 5mm, 6mm, 7mm, 10mm
264B-⦿	T10, T15, T20, T25, T27, T30, T40

No.264C Manual Impact screwdriver set



- Cold Rolled
- Strong and durable, plastic case for convenient storage.

Number	size	PCS	Be-Cu g	Al-Cu g
264C-⊖	8*70	2	825	750
264C-⊕	PH4*70	2		
264C-⊖	8*30	1		
264C-⊕	PH4*30	1		

No.265 Slotted Screwdriver

ISO




- ISO 2380 Cold Rolled
- Fasten and unload slotted bolt.

Number	L ₁ inch	L ₁ mm	L mm	H mm	B mm	Be-Cu g	Al-Cu g
265-1002	2	50	150	0.5	3	35	33
265-1004	2	50	150	1.0	4.5	43	40
265-1006	3	75	175	0.6	3	35	32
265-1008	3	75	175	0.8	4	45	42
265-1010	3	75	175	1.0	5	70	65
265-1012	4	100	200	0.8	4	45	42
265-1014	4	100	200	1.0	5	75	70
265-1016	4	100	200	1.1	6	85	80
265-1018	5	125	225	1.1	6	100	95
265-1020	6	150	250	1.1	6	110	105
265-1022	6	150	250	1.2	7	125	120
265-1024	6	150	250	1.2	8	140	135
265-1026	8	200	320	1.2	8	165	155
265-1028	10	250	370	1.6	9	185	175
265-1030	10	250	400	1.8	11	260	245
265-1032	12	300	450	1.6	10	245	230
265-1034	12	300	450	1.8	11	290	275
265-1036	14	350	500	1.8	11	320	300
265-1038	16	400	550	2.0	12	450	430
265-1040	18	450	600	2.2	13	470	450

No.266 Phillips Screwdriver

ISO



- ISO 8764 Cold Rolled
- Fasten and unload phillips bolts(screw nail)

Number	L ₁ inch	size	L ₁ mm	L mm	Φ mm	Be-Cu g	Al-Cu g
266-1002	2	0	50	150	3	35	32
266-1004	3	1	75	175	4	70	63
266-1006	4	1	100	200	5	75	70
266-1008	5	2	125	225	6	100	95
266-1010	6	2	150	250	6	110	105
266-1012	8	3	200	320	8	165	155
266-1014	10	3	250	370	8	185	170
266-1016	12	4	300	450	9	245	230
266-1018	14	4	350	500	9	270	255
266-1020	16	4	400	550	9	295	280
266-1022	18	4	450	600	9	320	300

CNFB®



G

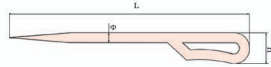
NATIONAL PATENT
No.201120572396.9



No.267 Marking Tool

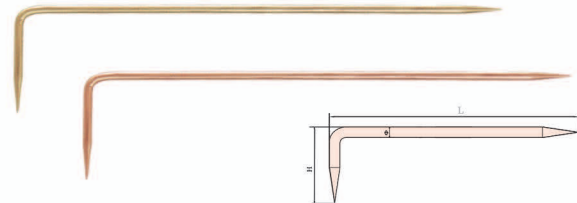


- Q/ZBF-267 Die forged
- Punch hole on the rubber
- plate, carton plate etc.



Number	L mm	H mm	Φ mm	Be-Cu g	Al-Cu g
267-1002	400	40	12	502	445
267-1004	600	50	16	1152	1036

No.268 Marking Tool



- Q/ZBF-268 Cold Rolled
- Mark hole on the plastic plate, carton plate to be location.

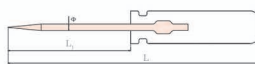


Number	L mm	H mm	Φ mm	Be-Cu g	Al-Cu g
268-1002	187	32	4	15	10
268-1004	252	42	4	20	15

No.269 Awl

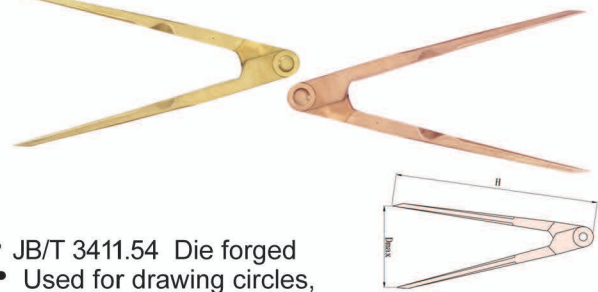


- Q/ZBF-269 Cold Rolled
- Mark hole on the plastic plate, carton plate etc to be location

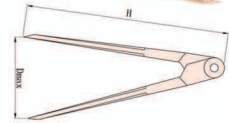


Number	L ₁ mm	Φ mm	L mm	Be-Cu g	Al-Cu g
269-1002	100	3	184	50	45

No.269A Dividers

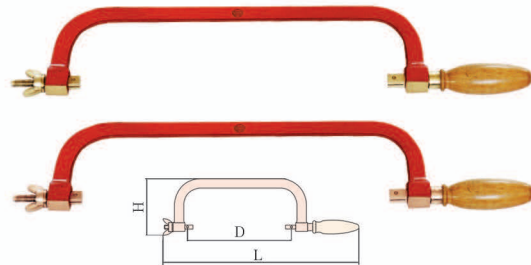


- JB/T 3411.54 Die forged
- Used for drawing circles, measuring distances or chart etc.



Number	D _{max} mm	H mm	Be-Cu g	Al-Cu g
269A-1002	200	200	170	150
269A-1004	400	400	400	360

No.270 Hacksaw Frame



- QB/T 1108 Precision Casting
- Installed hacksaw blade, cut rubber plastic, aluminium pipe etc.

Number	L mm	D mm	H mm	Be-Cu g	Al-Cu g
270-1002	500	300	110	645	590

No.270A Hacksaw Frame



- QB/T 1108 Precision Casting
- Installed hacksaw blade, cut rubber plastic, aluminium pipe etc

Number	L mm	D mm	H mm	Be-Cu g	Al-Cu g
270A-1002	470	300	90	720	650

No.271 Hacksaw Blade

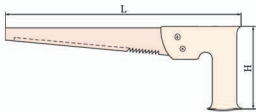
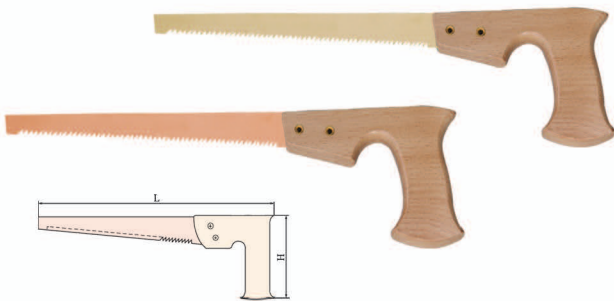


- QB/T 14764 Cold Rolled
Installed on hacksaw frame, cut rubber, plastic, aluminium pipe etc.



Number	L mm	B mm	Be-Cu g
271-1002	300	12	32

No.272 Hand Saw



- QB/T 2094.5 Cold Rolled
- Sawing the narrow hole and small parts

Number	L mm	H mm	Be-Cu g	Al-Cu g
272-1002	370	114	125	265

No.272A Hand Saw



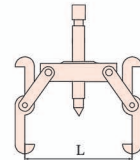
- QB/T 2094.6 Cold Rolled
- Sawing expensive wood and soft material

Number	L mm	B mm	Be-Cu g	Al-Cu g
272A-1002	700	35	555	520

No.273 3 Leg Gear Puller



- JB/T 3411.51 Die forged
- Unload bearing, gear, connector, change belt wheel etc

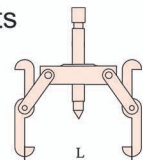


Number	L _{max} mm	Be-Cu g	Al-Cu g
273-1002	100	1350	1200
273-1004	150	2800	2500
273-1006	200	5720	5200
273-1008	350	10650	9700
273-1010	250	7000	6300

No.273A 2 Leg Gear Puller




- JB/T 3411.50 Die forged
- Unload non-circular machine parts instead of 3 leg gear puller.



Number	L _{max} mm	Be-Cu g	Al-Cu g
273A-1002	100	1250	1100
273A-1004	150	2450	2200
273A-1006	200	5130	4640
273A-1008	350	9600	8800

No.273B Hydraulic Gear Puller



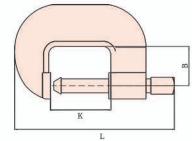
- Q/ZBF-273B Die forged
- Widely used to remove the disc, gears, bearings, pulley, etc. Saving energy, prevent slippery, not by space limit

Number	Safe load T	Φ mm	Be-Cu g	Al-Cu g
273B-5	5	200	8000	7500
273B-10	10	250	12000	11000
273B-20	20	350	20600	19000

No.274A Clamp




- Q/ZBF-274A Precision Casting
- Fastening tool.

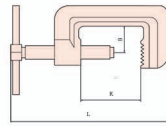


Number	L mm	K mm	B mm	Be-Cu g	Al-Cu g
274A-1002	76	19	19	200	180
274A-1004	290	115	75	5600	5000
274A-1006	370	165	90	11100	10000

No.274 Clamp



- JB/T 3411.49 Die forged
- Fastening tool.



Number	L mm	K mm	B mm	Be-Cu g	Al-Cu g
274-1002	210	60	36	1200	1080
274-1004	250	80	36	1400	1270
274-1006	290	100	36	1610	1460
274-1008	340	150	50	2155	1970

No.274B Clamp



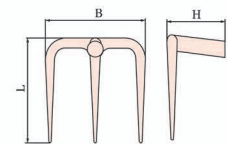
- Q/ZBF-274B Precision Casting
- Fastening tool.

Number	K mm	B mm	L mm	Be-Cu g	Al-Cu g
274B-1002	25	26	79	245	220
274B-1004	38	31	99	370	335
274B-1006	50	36	117	490	445
274B-1008	75	46	152	880	800
274B-1010	100	56	190	1520	1380

No.275 Fork, Three Prong, with handle



- Q/ZBF-275 Precision Casting
- Unclogging and readjusting tool.



Number	L mm	L ₁ mm	B mm	H mm	Be-Cu g	Al-Cu g
275-1002	900	185	200	125	2300	2150


No.276 Fork, Four Prong, with handle



- Q/ZBF-276 Precision Casting
- Unclogging and readjusting tool.

Number	L mm	L ₁ mm	B mm	Be-Cu g	Al-Cu g
276-1002	1100	327	200	2750	2570

No.279 Portable Oil Pump



- Q/ZBF-279 Cold Rolled
- Dip up the liquids .
- Material: Be-Cu Brass Copper

Number	Φ mm	H mm	g
279-1002	165	1100	2315


No.277 Cleaning Rust Rake



- Q/ZBF-277 Precision Casting
- Unclogging and readjusting tool.

Number	L mm	H mm	B mm	Be-Cu g	Al-Cu g
277-1002	350	105	98	1050	950

No.280 Oil Dipper



- Q/ZBF-280 Cold Rolled
- Dip up the liquids .
- Material: Be-Cu Brass Copper

Number	Size ml	Φ mm	L mm	g
280-1002	480	85	350	163

No.278 Oil Funnel



- Q/ZBF-278 Cold Rolled
- Channel liquids to the vessel with small mouth.
- Material: Be-Cu Brass Copper

Number	Φ mm	H mm	g
278-1002	160	130	260
278-1004	160	150	280

No.278A Spinning Seamless Oil Funnel



- Adopting Wedo-German technology, used by special copper alloy sheet, the whole body is made by strong spinning, no splicing, uniform in thickness
- Completely replaced the traditional technology of the hand-made non-sparking bucket which is rolled edge, material splicing and relying on the welding seam slugging process.
- Seamless, environmental friendly, tight, long service life.

Number	Φ mm	H mm	g
278A-1002	160	130	330
278A-1004	160	150	350

No.280A Bucket



- Q/ZBF-280A Cold Rolled
- Store liquids
- Material: Brass Copper

Number	Size L	H mm	g
280A-1002	10	300	1680

No.280D Bottom Deposit Sampler



- Q/ZBF-280D Cold Rolled
- In oil refinery, oil tank, oil depot, the collection of the sample at the bottom of container.

Number	Size ml	g
280D-1002	500	1200

No.280B Bucket



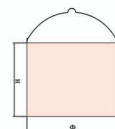
- Q/ZBF-280B Cold Rolled
- Widely used in pharmaceutical, chemical, oil, coal and other potential explosive environment, long nose design convenient refueling equipment or container of small mouth.
- Material: Brass Copper

Number	Size L	H mm	g
280B-1002	10	325	1700

No.281 Bucket



- Q/ZBF-281 Cold Rolled
- Store the liquids.
- Material: Be-Cu Brass Copper



Number	Size L	Φ mm	H mm	g
281-1002	14	270	248	1515

No.280C Hand Cadger



- Q/ZBF-280C Cold Rolled
- Widely used in pharmaceutical, chemical, oil, coal and other potential explosive environment, long nose design easy to use, for equipment maintenance.
- Material: Brass Copper

Number	Size L	H mm	⚖ g
280C-1002	2	100	800

No.281A Bucket



- Q/ZBF-281A Cold Rolled
- Store liquids.
- Material: Be-Cu Brass Copper

Number	Size L	H mm	⚖ g
281A-1002	15	280	2000

No.281B Bucket



- Q/ZBF-281B Cold Rolled
- Store liquids, mostly used for fire-fighting.
- Material: Be-Cu Brass Copper

Number	Size L	H mm	⚖ g
281B-1002	10	250	1200
281B-1004	15	280	1550



No.281C Spinning Seamless Bucket



- Adopting Wedo-German technology, used by special copper alloy sheet, the whole body is made by strong spinning, no splicing, uniform in thickness
- Completely replaced the traditional technology of the hand-made non-sparking bucket which is rolled edge, material splicing and relying on the welding seam slugging process.
- Seamless, environmental friendly, tight, long service life

Number	Size L	Φ mm	H mm	⚖ g
281C-1002	14	270	248	1830

No.281D Spinning Seamless Fire Bucket



- Adopting Wedo-German technology, used by special copper alloy sheet, the whole body is made by strong spinning, no splicing, uniform in thickness
- Completely replaced the traditional technology of the hand-made non-sparking bucket which is rolled edge, material splicing and relying on the welding seam slugging process.
- Seamless, environmental friendly, tight, long service life

Number	Size L	H mm	⚖ g
281D-1002	10	250	1430
281D-1004	15	280	1780

No.281E Spinning Seamless Bucket



- Adopting Wedo-German technology, used by special copper alloy sheet, the whole body is made by strong spinning, no splicing, uniform in thickness
- Completely replaced the traditional technology of the hand-made non-sparking bucket which is rolled edge, material splicing and relying on the welding seam slugging process.
- Seamless, environmental friendly, tight, long service life

Number	Size L	H mm	⚖ g
281E-1002	15	280	2000

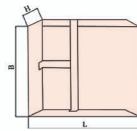
Spinning machine production characteristics

- A stamping forming process in which the slab and the mandrel rotate together, and the roller feeds and exerts pressure to make the slab adhere to the mandrel and deform locally point by point [(see figure) spinning principle].
- Spinning can manufacture all kinds of axisymmetric rotating body parts, such as loudspeaker, projectile body, high-pressure container head, tam-tam;It can also be used for cylinder closing, cylinder forming, etc.The characteristics of spinning are: with a small deformation force can form a large workpiece, the use of equipment is relatively simple, small and medium-sized sheet pieces can be used for ordinary lathe spinning;The mold is simple, only one mandrel is needed, and the material requirement is low.Spinning is suitable for small batch production, because it can only process rotating parts, the limitations are large, low productivity.Special machines can be used for spinning, using copy spinning and digital spinning.In the spinning forming at the same time to reduce the plate thickness of the process known as thin spinning, also known as strong spinning, more for processing conical parts, thin-walled tubular parts, etc., can also be used to spin large straight deep tube, and then cut into the plate.

No.282 Dustpan

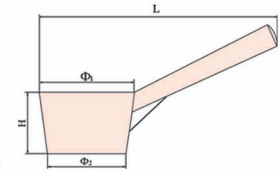


- Q/ZBF-282 Cold Rolled
- Gather granular thing and trash.
- Material: Be-Cu Brass Copper



Number	L mm	B mm	H mm	g
282-1002	150	130	20	130
282-1004	200	200	50	335
282-1006	270	250	50	635

No.283 Scoop, Sugar



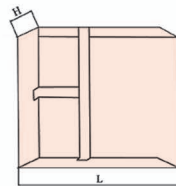
- Q/ZBF-283 Cold Rolled
- Scoop all kinds of granular thing and liquids.
- Material: Be-Cu Brass Copper

Number	Size L	L mm	H mm	Φ ₁ mm	Φ ₂ mm	g
283-1002	1.5	350	90	160	135	330

No.282A Dustpan

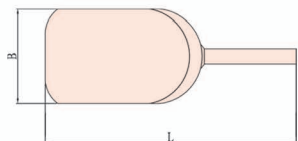


- Q/ZBF-282A Cold Rolled
- Gather granular thing and trash.
- Material: Be-Cu Brass Copper



Number	L mm	B mm	H mm	g
282A-1002	150	130	20	130
282A-1004	200	200	50	335
282A-1006	270	250	50	635


No.283A Scoop, Sugar



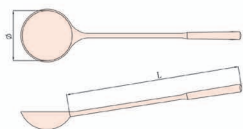
- Q/ZBF-283A Cold Rolled
- Gather granular thing.
- Material: Be-Cu Brass Copper

Number	B mm	L mm	g
283A-1002	75	200	270
283A-1004	140	360	715

No.283B Scoop



- Q/ZBF-283B Cold Rolled
- Scoop all kinds of granular things and liquids.



Number	Φ mm	L mm	Be-Cu g	Al-Cu g
283B-1002	112	500	1220	1100

No.283E Scoop, Sugar



Number	B mm	L mm	g
283E-1002	85	300	200
283E-1004	110	300	230

No.283C Strainer



- Q/ZBF-283C Cold Rolled
- Take something from the liquids.
- Material: Brass Copper

Number	Φ mm	L mm	g
283C-1002	300	600	1800

No.283F Oil pans



Number	Description	g
283F-1002	540*380*100mm	2240

No.283D Basin



- Q/ZBF-283D Cold Rolled
- Containing articles.
- Material: Brass Copper

Number	D mm	H mm	g
283D-1002	400	150	1250


No.284 Brush, Flat Back, Scratch



- Q/ZBF-284 Wire Drawing
- Cleaning the metal surface.
- Material: Phosphor Copper Brass

Number	L*B mm	Rows	H mm	g
284-1002	205*48	6*16	41	260

No.285 Brush



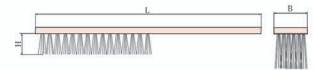
- Q/ZBF-285 Wire Drawing
- Cleaning the metal surface.
- Material: Phosphor Copper Brass

Number	L*B mm	Rows	H mm	 g
285-1002	290*29	4*16	28	115

No.286 Brush




- Q/ZBF-286 Wire Drawing
- Cleaning the metal surface.
- Material: Phosphor Copper Brass



Number	L*B mm	Rows	H mm	 g
286-1002	215*29	6*15	15	30


No.285A Brush



- Q/ZBF-285A Wire Drawing
- Cleaning the metal surface.
- Material: Phosphor Copper Brass

Number	L*B mm	Rows	H mm	 g
285A-1002	350*28	4*19	30	150

No.286A Brush, Shoe Handle



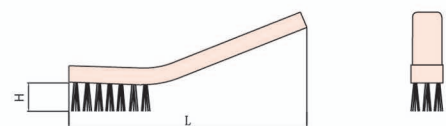
- Q/ZBF-286A Wire Drawing
- Cleaning the metal surface.
- Material: Phosphor Copper Brass

Number	L mm	Rows	H mm	 g
286A-1002	255	4*16	30	180

No.286B Brush, spark - plug cleaning




- Q/ZBF-286B Wire Drawing
- Cleaning the metal surface.
- Material: Phosphor Copper Brass



Number	L mm	Rows	H mm	 g
286B-1002	196	3*7	13	20

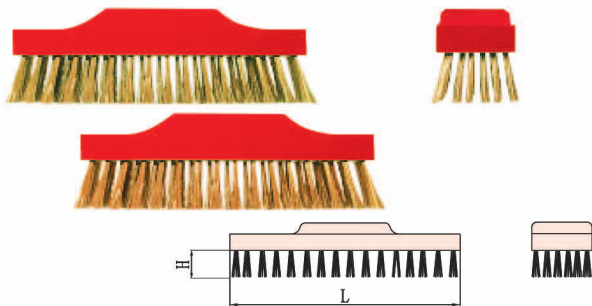
No.286C Broom, Round Wire



- Q/ZBF-286C Wire Drawing
- Cleaning the metal surface.
- Material: Phosphor Copper Brass

Number	L mm	Rows	H mm	g
286C-1002	310	6*25	55	550


No.286D Scrubbing Broom, round wire



- Q/ZBF-286D Wire Drawing
- Cleaning the metal surface.
- Material: Phosphor Copper Brass

Number	L mm	Rows	H mm	g
286D-1002	210	6*17	40	500

No.287 Brush, Tube



- Q/ZBF-287 Wire Drawing
- Cleaning the metal surface.
- Material: Phosphor Copper Brass

Number	Φ mm	L ₁ mm	L mm	g
287-1002	20	100	320	100

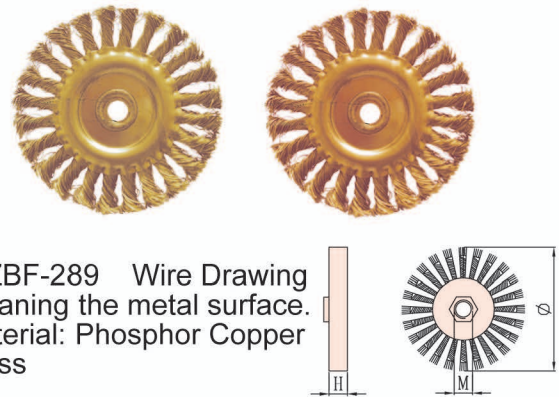
No.288 Brush, Wheel



- Q/ZBF-288 Wire Drawing
- Cleaning the metal surface.
- Material: Phosphor Copper Brass

Number	Φ mm	H mm	Φ ₁ mm	g
288-1002	75	10	6	140

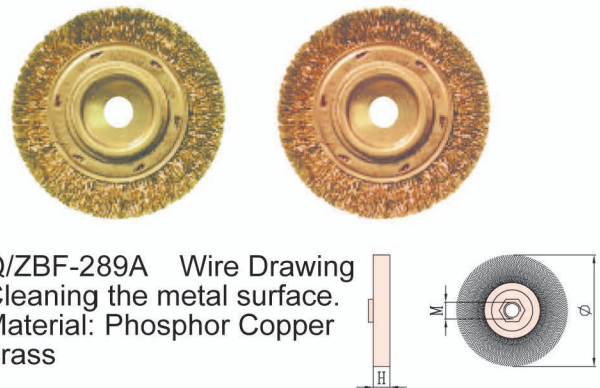
No.289 Wheel Brush, knot Wire



- Q/ZBF-289 Wire Drawing
- Cleaning the metal surface.
- Material: Phosphor Copper Brass

Number	Φ mm	H mm	M mm	g
289-1002	125	15	14	440

No.289A Brush, Wheel, Crimped Wire



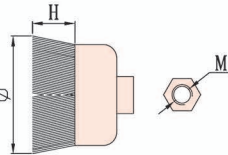
- Q/ZBF-289A Wire Drawing
- Cleaning the metal surface.
- Material: Phosphor Copper Brass

Number	Φ mm	H mm	M mm	g
289A-1002	125	15	14	320

No.290 Brush, Cup



- Q/ZBF-290 Wire Drawing
- Cleaning the metal surface.
- Material: Phosphor Copper Brass

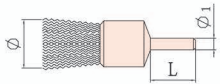


Number	Φ mm	H mm	M mm	g
290-1002	100	30	14	480

No.290B Brush, End



- Q/ZBF-290B Wire Drawing
- Cleaning the metal surface.
- Material: Phosphor Copper Brass

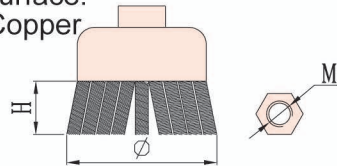


Number	Φ mm	L mm	Φ ₁ mm	g
290B-1002	26	25	6	120

No.290A Cup Brush, knot wire



- Q/ZBF-290A Wire Drawing
- Cleaning the metal surface.
- Material: Phosphor Copper Brass



Number	Φ mm	H mm	M mm	g
290A-1002	100	30	14	580

No.290C Brush, Ball



- Q/ZBF-290C Wire Drawing
- Cleaning the metal surface

Number	g
290C-1002	25

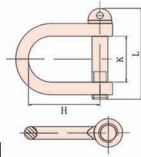
No.291 Hoe with handle



- Q/ZBF-291 Precision Casting
- Excavating soil or run sands and stones

Number	B mm	H mm	L mm	Be-Cu g	Al-Cu g
291-1002	130	130	860	1850	1750
291-1004	200	200	1050	2080	1970

No.292 Shackle



- Q/ZBF-292 Precision Casting
- Connect wire rope or chain, unload easily.

Number	Size T	K mm	H mm	Be-Cu g	Al-Cu g
292-1002	1	30	40	135	130
292-1004	2	33	45	550	500
292-1006	3	37	78	915	830
292-1008	5	45	110	1900	1700
292-1010	10	60	120	4500	4000

No.293 Manual Portable Oil Pump



Patent No. ZL2014207144142X

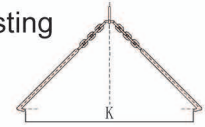
- Q/ZBF-293 Precision Casting
- Drawing all kinds of liquids oil

Number	L mm	D mm	Be-Cu g	Al-Cu g
293-1002	1350	25	6000	5700

No.294 Barrel Hook, Adjustable

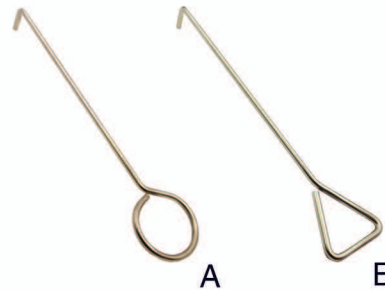


- Q/ZBF-294 Precision Casting
- Pick up the oil bucket.



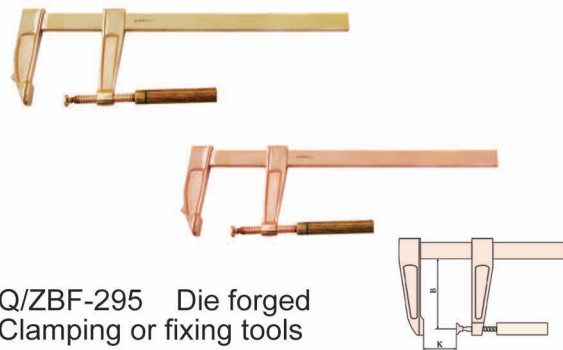
Number	H kg	K mm	Be-Cu g	Al-Cu g
294-1002	700	1060	3300	3050

No.294A Well Cover Hook



Number	Φ mm	L mm	Be-Cu g	Al-Cu g
294A-1002	10	500	640	580
294A-1002	10	600	700	640
294A-1002	10	700	770	700
294A-1002	10	800	850	770


No.295 Screw Clamp



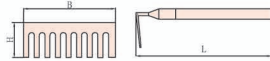
- Q/ZBF-295 Die forged
- Clamping or fixing tools

Number	B mm	K _{max} mm	Be-Cu g	Al-Cu g
295-1002	120	400	2395	2200

No.296 Rake




- Q/ZBF-296 Precision Casting
- Planishing tools.

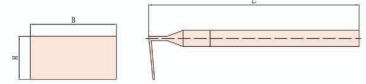


Number	L mm	B mm	H mm	Be-Cu g	Al-Cu g
296-1002	1270	350	100	2080	1935
296-1004	1275	450	120	2300	2135

No.299 Rake



- Q/ZBF-299 Precision Casting
- Planishing tools.

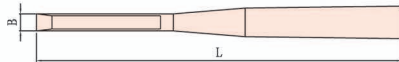


Number	L mm	B mm	H mm	Be-Cu g	Al-Cu g
299-1002	780	160	80	670	600

No.297 Chisel




- QB/T 1201 Die forged
- Woodworking tool.

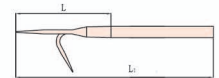


Number	B mm	L mm	Be-Cu g	Al-Cu g
297-1002	14	280	200	180
297-1004	18	320	270	250

No.300 Fire Hook




- Q/ZBF-300 Precision Casting
- Fire-fighting tool.

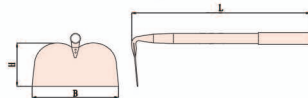


Number	L mm	L1 mm	Be-Cu g	Al-Cu g
300-1002	270	1215	1365	1300

No.298 Rake




- Q/ZBF-298 Precision Casting
- Planishing tools



Number	B mm	H mm	L mm	Be-Cu g	Al-Cu g
298-1002	300	150	1130	1550	1400

No.301 Self Locking Pipe Vice



- QB/T 2211 Precision Casting
- Fixing or Cutting pipe.

Number	D mm	Be-Cu g	Al-Cu g
301-1002	10-60	4870	4425
301-1004	10-90	10350	9420
301-1006	15-115	15300	13900
301-1008	30-220	30600	27800
301-1010	30-300	38000	35000

No.302 Chain Adjuster



- Q/ZBF-302 Precision Casting
- Suitable for chain rigging when lifting goods, adjust the length of the chain.

Number	S mm	Load T	L mm	Be-Cu g	Al-Cu g
302-1002	6	1.12	73	225	200
302-1004	8	2	100	500	450
302-1006	10	3.15	137	1280	1150

No.303 Safety Belt



- GB6095-2009
- Electrical installation and maintenance operations, ensure the security of person.

Number	Size	g
303-1002	Besiege type	1200
303-1004	Shoulders type	1000

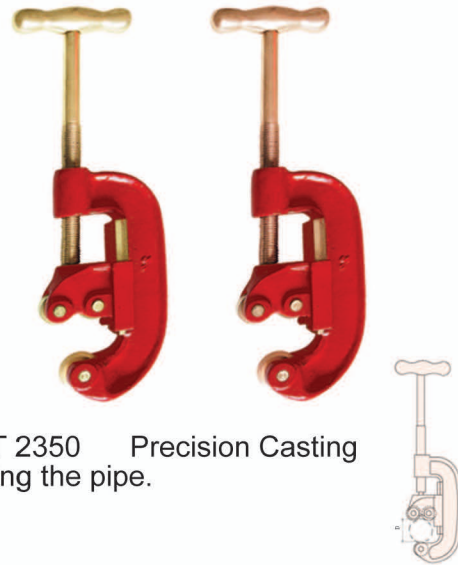
No.304 Tube Bender



- Q/ZBF-304 Precision Casting
- Suitable for manual bend copper tube, aluminum tube etc, maximum bending Angle of 180 degrees.

Number	Size Φ(mm)	Be-Cu g	Al-Cu g
304-1002	6、8、10	460	420
304-1004	12	1650	1500
304-1006	14	2000	1800

No.305 Pipe Cutter



- QB/T 2350 Precision Casting
- Cutting the pipe.

Number	D inch	D mm	Be-Cu g	Al-Cu g
305-1002	3/8-2	10-50	2210	2010
305-1004	3/8-3	10-75	4070	3700

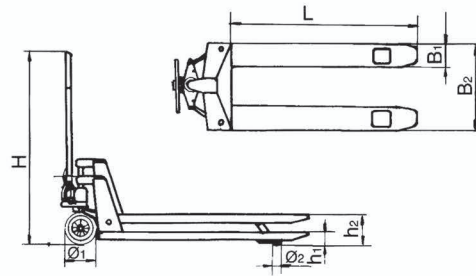
No.305A Pipe Cutter



- QB/T 2350 Precision Casting
- Cutting the pipe.

Number	D inch	D mm	Be-Cu g	Al-Cu g
305A-1002	4-6	100-150	12250	11500
305A-1004	8-12	200-300	21000	19000


No.306 Hydraulic Pallet Truck



Number	Load(kg)	L(mm)	H(mm)	B1(mm)	B2(mm)
306-1002	2000	1190	1240	160	545
h1(mm)	h2(mm)	φ 1 (inch)	φ 2(inch)	Weight(kg)	
90	190	7	3	132	

- Q/ZBF-306 Precision Casting
- Carrying and Lifting all kinds of machine etc.

No.307 Trolley For Chain Hoist (Pull Type)



- JB/T 7332 Die forged
- Designed to combine with chain hoist to form a lifting machine. Moving along the slide-way of the I-Beam, easy to be pulled by hand.

Size: FBGCL

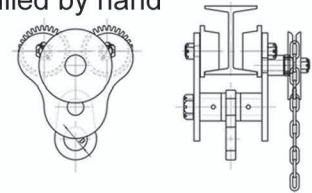
Number	Capacity T	Lifting m	I-Beam Width mm	kg
307-1002	0.5	2.5	68-94	16.5
307-1004	1	2.5	68-100	20
307-1006	2	2.5	94-124	26
307-1008	3	3	116-140	27.5
307-1010	5	3	142-180	34
307-1012	10	3	142-180	68
307-1014	16	3	142-180	170

No.307B Trolley For Chain Hoist (Pull Type)



PATENT NO.: ZL201120572398.8

- JB/T 7332 Die forged
- Designed to combine with chain hoist to form a lifting machine.
- Moving along the slide-way of the I-Beam, easy to be pulled by hand



Size: FBGCL

Number	Capacity T	Lifting m	I-Beam Width mm	kg
307B-1002	0.5	2.5	68-94	12.5
307B-1004	1	2.5	68-100	14.5
307B-1006	2	2.5	94-124	22.3
307B-1008	3	3	116-140	24
307B-1010	5	3	142-180	34
307B-1012	10	3	142-180	68
307B-1014	16	3	142-180	170
307B-1016	20	3	142-180	170

No.307C Chain Hoist With Trolley



PATENT NO.: ZL2014207138855

- Q/ZBF-307C Die forged
- Used for lifting or lowering heavy loads in a confined space.

Number	Capacity T	I-Beam Width mm	kg
307C-1002	0.5	68-94	21.5
307C-1004	1	68-100	27.5
307C-1006	2	94-124	40
307C-1008	3	116-140	42

No.307D Chain Hoist With Trolley



PATENT NO.: ZL2014106837636

- Q/ZBF-307D Die forged
- Used for lifting or lowering heavy loads in a confined space.

Number	Capacity T	I-Beam Width mm	kg
307D-1002	0.5	68-94	25
307D-1004	1	68-100	34.5
307D-1006	2	94-124	48
307D-1008	3	116-140	50

No.307E Trolley for chain hoist, steerable



- The steerable trolley installed hand chain drives the monorail in the flammable and explosive workshop, which can be used in conjunction with the hand hoist for flexible steering operation.
- Beryllium Copper alloy , Aluminum bronze alloy.

Number	Capacity T	I-Beam Width mm	kg
307E-1002	1	68-100	14.5

Non-sparking chain hoist testing



No.308 Chain Hoist



- JB/T 7334 Die forged
- The simple lifting machine, used for lifting or lowering heavy loads.

Number	Capacity T	Lifting m	kg
308-1002	0.5	2.5	10.2
308-1004	1	2.5	13.6
308-1006	2	2.5	22
308-1008	3	3	23.6
308-1010	5	3	36
308-1012	10	3	68.5
308-1014	16	3	187

No.308A Chain Hoist



- Q/ZBF-308A Die forged
- The simple lifting machine, used for lifting or lowering heavy loads.

Size: FBHSA

Number	Capacity T	Lifting m	kg
308A-1002	0.5	2.5	11.4
308A-1004	1	2.5	18.4
308A-1006	2	2.5	27.9
308A-1008	3	3	28.3
308A-1010	5	3	54

No.308B Ratchet lever Hoist



- Q/ZBF-308B Die forged
- The ratchet lever hoist is a versatile tool used in a wide variety of applications, both in industry and in the private sector. Its versatility allows it to be used in confined spaces, and also allows for heavy loads to be maneuvered and positioned safely and efficiently.

Number	Capacity T	Lifting m	kg
308B-1002	0.75	1.5	7.7
308B-1004	1.5	1.5	11.8
308B-1006	3	1.5	21
308B-1008	6	1.5	32
308B-1010	9	1.5	47

No.308C Come Along



- Q/ZBF-308C Die forged
- Used to strain wires in overhead line construction

Number	Size T	kg
308C-1002	1	3
308C-1004	2	4.5
308C-1006	3	6.3
308C-1008	4	7.8


No.309 Torque Wrench



- GB/T 15729 Die forged
- Used to precisely apply a specific torque to fasteners like bolts and nuts.

Number	C inch	Torque N.m	L mm	Be-Cu g	Al-Cu g
309-1002	3/8	100	310	600	540
309-1004	1/2	260	490	1340	1210
309-1006	3/4	450	560	2050	1930

No.309B Rectangular Reversible ratchet head



- Q/ZBF-309B Die forged
- Matched with torque wrench, used to perform protection when tighten or loosen special bolts and nuts.

Number	H*B mm	C inch	L mm	Be-Cu g	Al-Cu g
309B-1002	9*12	3/8	50	165	150
309B-1004	14*18	1/2	78	445	400


No.309A Lock Torque Wrench-Window Display



- GB/T 15729 Die forged
- Used to precisely apply a specific torque to fasteners like bolts and nuts. plastic handle, humanization design, comfortable hand

Number	C inch	Torque N.m	L mm	Be-Cu g	Al-Cu g
309A-1000	1/4	5-25	290	850	800
309A-1002	3/8	10-50	360	980	920
309A-1004	1/2	20-100	405	1100	1020
309A-1006	1/2	40-200	500	1320	1200
309A-1008	1/2	60-260	595	1500	1330
309A-1010	3/4	150-670	1040	5700	4930
309A-1012	1	200-900	1253	10000	8500


No.310 Flange Prop



- Q/ZBF-310 Die forged
- Unloading or welding the flange.

Number	Size mm	Be-Cu g	Al-Cu g
310-1002	FZM16-24	7300	6600
310-1004	FZM27-36	9900	9000


No.311 Parallel Vice



- QB/T 1588.2 Precision Casting
- Bench tool, clamping the parts.

Number	B mm	K _{max} mm	Be-Cu g	Al-Cu g
311-1002	90	90	8150	7400
311-1004	125	125	14000	12500
311-1006	150	150	17500	15000
311-1008	170	170	18000	15400

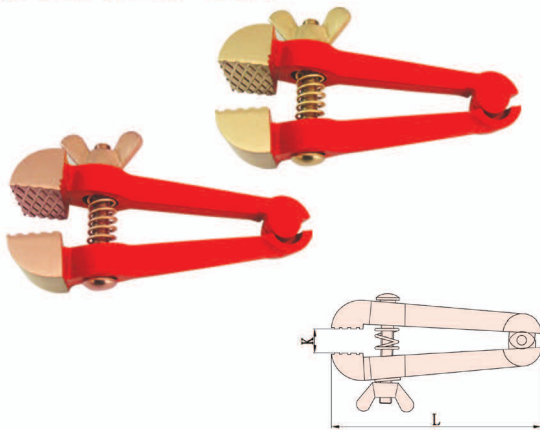
No.312 Drill Bit



- Q/ZBF-312 Die forged
- It is a cutting tools used to create cylindrical holes.

Number	Φ mm	L mm	Be-Cu g
312-1002	6	100	20
312-1004	7	120	30
312-1006	8	140	50
312-1008	9	160	75
312-1010	10	180	100
312-1012	11	200	120
312-1014	12	220	170
312-1016	13	240	220
312-1018	14	260	280
312-1020	15	280	360
312-1022	16	300	440
312-1024	17	300	500
312-1026	18	320	600
312-1028	19	320	700
312-1030	20	330	800

No.311A Hand Vice



- Q/ZBF-311A Precision Casting
- Clamping the small parts.

Number	K mm	L mm	Be-Cu g	Al-Cu g
311A-50	50	165	915	830

No.313 Releasing Static Device



- Q/ZBF-313 Die forged
- Applied to eliminate human static in flammable and explosive environment.

Number	L mm	D mm	Be-Cu g	Al-Cu g
313-1002	1150	90	3900	3700

No.313B Releasing Static Device




- Q/ZBF-313B Die forged
- Applied to eliminate human static in flammable and explosive environment.

Number	L mm	D mm	Be-Cu g	Al-Cu g
313B-1002	1000	90	2900	2700

How to use the releasing static device



No.314 Screw Jack



- JB/T 2592 Die forged
- Commonly used for lifting heavy weights

Number	Model	Capacity T	MIN.H mm	Lifting mm
314-1002	FBQL3.2	3.2	220	110
314-1004	FBQL 5	5	250	130
314-1006	FBQL10	10	280	150
314-1008	FBQL16	16	320	180




No.315 Packing tool



- Q/ZBF-315 Die forged
- Tools used for drawing and fitting packing

Number	Be-Cu g	Al-Cu g
315-1002	900	800

No.317 Ruler



- Q/ZBF-317 Cold Rolled
- Used for measurement.

Number	Size mm	Be-Cu g	Al-Cu g
317-1002	500	140	190
317-1004	1000	290	390

No.316 Hydraulic Screw Jack



- Q/ZBF-316 Die forged
- Commonly used for lifting heavy weights


Hydraulic Cylinder

Number	Model	Height mm	Lifting mm	g
316-1002	ZBYG-10B	48	58	1600
316-1004	ZBYG-20B	56	67	2700
316-1006	ZBYG-30B	62	75	4600
316-1008	ZBYG-50B	72	88	7800

Pumps

Number	Model	Working Pressure MPa	oil capacity L	g
316A-1002	ZBB-700C	70	600-350	110

No.318 T Square




- Q/ZBF-318 Cold Rolled
- Explosion-proof T square, Mostly used for drawing and measure.

Number	Size mm	g
318-1002	1000	1450


No.319 Filler Gauge



- Q/ZBF-319 Cold Rolled
- Consists of a set of thin gauge from 0.05mm to 1.00 mm, for measuring the gap size.

Number	Size mm	 g
319-1002	0.05-1.0mm	70

No.320 L - Square Ruler




- Q/ZBF-320 Cold Rolled
- Used to test work-piece verticality and the relative position of work-piece verticality etc.

Number	Size mm	Be-Cu g	Al-Cu g
320-1002	150*300	165	145
320-1004	250*500	275	250

No.321 Vernier Caliper (Brass & Chrome Plated)



Number	Division Value mm	Range mm	 g
321-1002	0.02	0-150	150

No.322 Plugging Tools set



Tools	Description
Non-sparking magnetic block	FBCD-300
Non-sparking handle	40*450mm
Non-sparking Screws	M14 2pcs
286A.Brush, Shoe handle	4*16
187.Hammer, Ball Pein	0.45kg
125. Wrench, Adjustable	18*150mm, 36*300mm
146.Wrench, Double Open End	14*17mm, 19*22mm
260.Slotted Screwdriver	5*100mm
261.Phillips Screwdriver	5*100mm
Pb Plumb	9pcs
Copper plate	120*170mm 4pcs
KHT Glue	20*200mm*114g
Tools case	

No.323 Block Device



- Die Forged
- Oil drum cover for special purpose

Number	Φ mm	L mm	Be-Cu g	Al-Cu g
323-1002	35	390	1320	1150
323-1004	70	390	3050	2650

CNFB®



H₁

PERFESSIONAL TOOL SET FOR OIL STATION,GAS & OIL
TRANSPORT & REPAIR IN EXPLOSIVE ATMOSPHERE



No.A Double Open End Wrench Set



Tools	Description mm	Be-Cu g	Al-Cu g
No. A-9	8*10,10*12,12*14,14*17,17*19,19*22,22*24,24*27,30*32	1926	1735
No. A-10	8*10,10*12,12*14,14*17,17*19,19*22,22*24,24*27,27*30,30*32	2411	2165
No. A-11	8*10,9*11,10*12,12*14,14*17,17*19,19*22,22*24,24*27,27*30,30*32	2461	2210
No. A-12	6*7,8*9,10*11,12*13,14*15,16*17,18*19,20*22,21*23,24*26,25*28,30*32	2465	2212
No. A-13	5.5*7,6*7,8*10,9*11,10*12,12*14,14*17,17*19,19*22,22*24,24*27,27*30,30*32	2509	2252

No.C • Double Box Offset Wrench Set



Tools	Description mm	Be-Cu g	Al-Cu g
No. C-9	8*10,10*12,12*14,14*17,17*19,19*22,22*24,24*27,30*32	2811	2559
No. C-10	8*10,10*12,12*14,14*17,17*19,19*22,22*24,24*27,27*30,30*32	3516	3204
No. C-11	8*10,9*11,10*12,12*14,14*17,17*19,19*22,22*24,24*27,27*30,30*32	3586	3269
No. C-12	6*7,8*9,10*11,12*13,14*15,16*17,18*19,20*22,21*23,24*26,25*28,30*32	3579	3225
No. C-13	5.5*7,6*7,8*10,9*11,10*12,12*14,14*17,17*19,19*22,22*24,24*27,27*30,30*32	3633	3312

No.B Combination Wrench Set



Tools	Description mm	Be-Cu g	Al-Cu g
No. B-9	8, 10, 12, 14, 17, 19, 22, 24, 27	1584	1424
No. B-10	10, 12, 14, 17, 19, 22, 24, 27, 30, 32	2777	2490
No. B-11	8, 10, 12, 14, 17, 19, 22, 24, 27, 30, 32	2814	2524
No. B-12	6, 8, 10, 12, 14, 17, 19, 22, 24, 27, 30, 32	2823	2544
No. B-13	8, 10, 12, 13, 14, 16, 17, 19, 22, 24, 27, 30, 32	3091	2774

No.D-15 Drill Bit Set-15pcs



N.W.:BE-CU: 4465g
L*W*H:400*290*70mm

Tools	Description
Drill Bit	6*100mm, 7*120mm, 8*140mm, 9*160mm, 10*180mm, 11*200mm, 12*220mm, 13*240mm, 14*260mm, 15*280mm, 16*300mm, 17*300mm, 18*320mm, 19*320mm, 20*330mm

No.E-9 Tool Set - 9 pcs



L*W*H:400*290*90mm
N.W.:BE-CU:3455g AL-CU:3290g

Tools	Description
125. Wrench, Adjustable	300mm
246. Pliers, Lineman	200mm
252A. Pliers, Groove Joint	250mm
260. Slotted Screwdriver	6*150mm, 8*200mm
261. Phillips Screwdriver	#2*150mm, #3*200mm
186. Hammer, Cross Pein Engineers	1kg
203A. Knife, Putty	50mm*200mm

No.F-15 Tool Set - 15 pcs



L*W*H:400*290*90mm
N.W.:BE-CU:4701g AL-CU:4386g Case:1300g

Tools	Description
146. Wrench, Double Open End	8*10mm, 10*12mm, 12*14mm, 14*17mm, 17*19mm, 19*22mm, 22*24mm, 24*27mm, 30*32mm
125. Wrench, Adjustable	250mm
246. Pliers, Lineman	200mm
254. Pliers, Snipe Nose	200mm
260. Slotted Screwdriver	8*200mm
261. Phillips Screwdriver	#3*200mm
187. Hammer, Ball Pein	0.91kg

No.G-16 Tool Set - 16 pcs



N.W.:BE-CU:4665g AL-CU:4386g

Tools	Description
153A. Wrench, Double Box	8*10, 10*12, 14*17, 19*22mm
125. Wrench, Adjustable	250mm
131. Wrench, Pipe	350mm
252A. Pliers, Water Pump	250mm
245. Pliers, Adjustable, Combination	150mm, 200mm
260. Slotted Screwdriver	150mm
261. Phillips Screwdriver	150mm
185. Hammer, Claw	0.45kg
203A. Knife, Putty	25*200mm
202B. Knife, Common	250mm
207. Scraper, Deck	45*300mm
285. Brush	4*16mm

No.H-17 Tool Set - 17 pcs



N.W.:BE-CU:6591g AL-CU:6091g

Tools	Description
130. Wrench, Pipe	350mm
125. Wrench, Adjustable	200mm, 300mm
135. Wrench, Combination	14mm, 17mm, 19mm, 22mm, 24mm, 27mm
246. Pliers, Lineman	200mm
254. Pliers, Long Nose	200mm
245. Pliers, Adjustable Combination	200mm
223D. Punch, Machinists	Φ 18*160mm
231. Chisel, Flat	Φ 18*160mm
260. Slotted Screwdriver	6*150mm
261. Phillips Screwdriver	#2*150mm
187. Hammer, Ball Pein	0.91Kg

No.I-26 Tool Set - 26 pcs



N.W.:BE-CU:3634g AL-CU:3341g

Tools	Description
231. Chisel Flat	18*200mm
125. Wrench, Adjustable	150mm
246. Pliers, Lineman	200mm
245. Pliers, Adjustable Combination	200mm
253. Pliers, Snipe Nose	150mm
261. Phillips Screwdriver	150mm, 200mm
260. Slotted Screwdriver	150mm, 200mm
104. Socket(1/2 ")Dr	8mm, 10mm, 12mm, 14mm, 17mm
117. Sliding T Handle	1/2 " *250mm
192. Hammer, Testing	0. 15kg
135. Wrench, Combination	8mm, 10mm, 12mm, 14mm, 17mm
166. Wrench, Hex Key	4mm, 5mm, 6mm, 8mm, 10mm

No.K-28 Tool Set - 28 pcs



N.W.:BE-CU:15356g AL-CU:14141g Case:1440g

Tools	Description
191A. Hammer, Sledge	1. 8kg
187. Hammer, Ball Pein	0. 91Kg
185. Hammer, Claw	0. 45kg
130. Wrench, Pipe	300mm, 450mm
125. Wrench, Adjustable	200mm, 300mm
135. Wrench, Combination	8mm, 10mm, 12mm, 14mm, 17mm, 19mm, 22mm, 24mm, 27mm, 30mm, 32mm
246. Pliers, Lineman	200mm
254. Pliers, Long Nose	200mm
245. Pliers, Adjustable Combination	200mm
237. Bar, Pinch	Φ 25*300mm
231. Chisel, Flat	Φ 25*300mm
260. Slotted Screwdriver	100mm, 200mm
261. Phillips Screwdriver	100mm, 200mm
174. Valve Handle	400mm

No.J-26 Tool Set - 26 pcs



N.W.:BE-CU:14103g
AL-CU:12940g

L*W*H:650*400*140mm

Tools	Description
130. Wrench, Pipe	450mm, 250mm
125. Wrench, Adjustable	375, 300, 200mm, 150mm
187. Hammer, Ball Pein	0. 91kg
246. Pliers, Lineman	200mm
254. Pliers, Snipe Nose	200mm
260. Slotted Screwdriver	12*400mm, 8*200mm
261. Phillips Screwdriver	# 4*400mm, # 3*200mm
174. Valve Handle	500mm
151. Wrench, Double Box	30*27mm, 27*24mm, 24*22mm, 22*19mm, 19*17mm, 17*14mm
146. Wrench, Double Open End	30*32mm, 27*30mm, 24*27mm, 22*24mm, 19*22mm, 17*19mm

No.L-36 Tool Set - 36 pcs



L*W*H:650*450*140mm

N.W.:BE-CU:11942g AL-CU:11292g Case:3200g

Tools	Description
191A. Hammer, Sledge	1. 8kg
187. Hammer, Ball Pein	0. 91kg
130. Wrench, Pipe	450mm
125. Wrench, Adjustable	150mm, 200mm
135. Wrench, Combination	10mm, 8mm
246. Pliers, Lineman	200mm, 150mm
253. Pliers, Snipe Nose	150mm
245. Pliers, Adjustable, Combination	200mm
255. Pliers, Round Nose	150mm
250. Pliers, Flat Nose	150mm
248. Pliers, Diagonal Cutting	150mm
260. Slotted Screwdriver	4*75, 5*100, 6*150, 8*200mm
261. Phillips Screwdriver	# 1*75, # 1*100, # 2*150, # 3*200mm
259. Slotted Offset Screwdriver	6*72, 8*125, 10*196mm
233. Chisel 8 Point	16*160mm
242. Shears, Cutting	150mm
202B. Knife, Common	250mm
203A. Knife, Putty	50*200mm
258. Tweezers, Neat Tips	200mm
237. Bar	19*500mm
268. Marking Tool	252mm
240. Bar, Wrecking	400mm
270. Hacksaw Frame	500mm
271. Hacksaw Blade	300mm
284. Brush, Flat Back, Scratch	6*16rows

No.M-40 Tool Set – 40 pcs



L*W*H:570*370*210mm
 N.W.:BE-CU:7685g
 AL-CU:7462g

Tools	Description
191A.Hammer,Sledge	1kg
185.Hammer,Claw	0.23kg
187.Hammer,Ball Pein	0.45kg
130.Wrench,Pipe	200mm
125.Wrench,Adjustable	150mm,250mm
246.Pliers,Lineman	150mm
253.Pliers,Snipe Nose	150mm
248.Pliers,Flat Nose	150mm
250.Pliers,Diagonal Cutting	150mm
245.Pliers,Adjustable,Combination	150mm
249.Pincers	200mm
242.Shears,Cutting	150mm
260.Slotted Screwdriver	4*75mm,5*100mm,6*150mm
261.Phillips Screwdriver	#1*75mm,#1*100mm,#2*150mm,
259.Slotted Offset Screwdriver	6*72mm,8*125mm,10*196mm
166.Wrench,Hex Key	3mm,4mm,5mm,6mm,7mm,8mm
232.Chisel,6 Point	16*160mm
239.Bar,Wrecking	250mm
202B.Knife,Common	250mm
203A.Knife,Putty	25*200mm
258.Tweezers,Neat Tips	150mm
221.File,Triangle	200mm
238.Hearing Needle	6*250mm
268.Marking Tool	250mm
272.Hand Saw	370mm
270.Hacksaw Frame	500mm
271.Hacksaw Blade	300mm
284.Brush	6*16rows

No.N-56 Tool Set – 56 pcs



L*W*H:650*450*150mm
 N.W.:BE-CU:7049g
 AL-CU:6359g

Tools	Description
146.Wrench,Double Open End	5.5*7,6*7,8*10,9*11,10*12,12*14,14*17,17*19,19*22,22*24,24*27,27*30,30*32mm
166.Wrench,Hex Key	2mm,3mm,4mm,5mm,6mm,7mm,8mm,10mm
260.Slotted Screwdriver	3*50mm,4*75mm,5*100mm,6*150mm
261.Phillips Screwdriver	#0*50mm,#1*75mm,#1*100mm,#2*150mm
125.Wrench,Adjustable	250mm
258.Tweezers,Neat Tips	150mm
246.Pliers,Lineman	150mm
253.Pliers,Snipe Nose	150mm
252.Pliers,Groove Joint	250mm
309.Torque Wrench	1/4",3/8"
102.1/4" Socket	4mm,5mm,6mm,7mm,8mm,9mm,10mm,11mm
103.3/8" Socket	10mm,11mm,12mm,13mm,14mm,17mm,19mm
124.Driver Type Handle	1/4"
119.Ratchet Wrench	3/8"
119.Straight Joint	3/8"
122.Driver Extension	3/8" *75mm
111C.Spark Plug	

No.O-50 Tool Set – 50 pcs



L*W*H:580*450*300mm

N.W.:BE-CU:21204g AL-CU:19466g

Tools	Description
191A.Hammer,Sledge	1.8kg
187.Hammer,Ball Pein	0.91kg
185.Hammer,Claw	0.45kg
130.Wrench,Pipe	300mm,450mm
125.Wrench,Adjustable	200mm*24mm,300mm*36mm
135.Wrench,Combination	8mm,10mm,12mm,14mm,17mm,19mm,22mm,24mm,27mm,30mm,32mm
246.Pliers,Lineman	200mm
254.Pliers,Long Nose	200mm
245.Pliers,Adjustable Combination	200mm
237.Bar,Pinch	Φ25*300mm
231.Chisel,Flat	Φ25*300mm
223D.Punch,Machinists	Φ20*300mm
260.Slotted,Screwdriver	5*100mm,8*200mm
261.Phillips,Screwdriver	#1*100mm,#3*200mm
174.Valve,Handle	400mm
202B.Knife,Common	250mm
270.Hacksaw Frame	500mm
271.Hacksaw Blade	300mm
104.1/2" Socket	10mm,11mm,12mm,14mm,17mm,19mm,22mm,24mm,27mm,30mm,32mm
120.Ratchet Wrench	1/2*245mm
122.Driver Extension	125mm,250mm
123.Speed Handle	400mm
117.Sliding T Handle	250mm
112.Universal Joint	1/2"
203A.Putty Knife	25*200mm

No.P-62 Tool Set – 62 pcs



N.W.:BE-CU:17793g


AL-CU:16562g

Tools	Description
125.Wrench,Adjustable	200mm,250mm,300mm
135.Wrench,Combination	8mm,10mm,12mm,14mm,17mm,19mm,22mm,24mm,27mm
135A.Wrench,Combination	3/8" , 1/2" , 9/16" , 5/8" , 11/16" , 3/4" , 13/16" , 7/8" , 1"
131.Wrench,Pipe	200mm,350mm
251.Pliers,Groove Joint	250mm
245.Pliers,Adjustable,Combination	150mm,200mm,
246.Pliers,Lineman	200mm
253.Pliers,Snipe Nose	150mm
260.Slotted Screwdriver	75mm,100mm,150mm,200mm,
261.Phillips Screwdriver	75mm,100mm,150mm,200mm,
240.Bar,Wrecking	400mm
237A.Bar,Pinch	Φ19*500mm
202B.Knife,Common	250mm
203A.Knife,Putty	40*200mm,50*200mm,100*200mm
207.Scraper,Deck	350mm
179.Wrench,Bung	385mm
231.Chisel,Flat	16*160mm,18*200mm
186.Hammer,Cross Pein Engineers	0.5kg,1kg
185.Hammer,Claw	0.45kg
104.1/2" Socket	8mm,10mm,13mm,14mm,16mm,17mm,19mm,21mm,22mm,26mm
122.Driver Extension	200mm
120.Ratchet Wrench	245mm
118.Hinged Handle	250mm

No.Q-100 Tool Set – 100 pcs



L*W*H:750*450*900mm
 N.W:BE-CU:41456g AL-CU:38543g Case:43300g

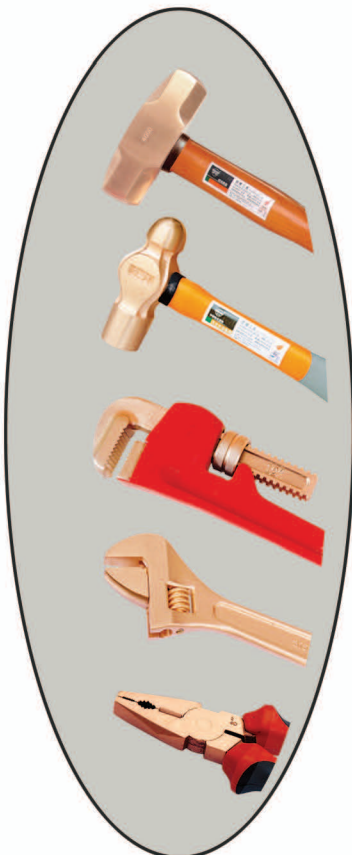


Tools	Description
187. Hammer, Ball Pein	0.23kg, 0.45kg
185. Hammer, Claw	0.23kg
125. Wrench, Adjustable	150mm, 200mm, 250mm
135. Wrench, Combination	8mm, 10mm, 12mm, 14mm, 17mm, 19mm, 22mm, 24mm, 27mm, 30mm, 32mm
246. Pliers, Lineman	200mm
253. Pliers, Snipe Nose	150mm
245. Pliers, Adjustable Combination	150mm
250. Pliers, Flat Nose	150mm
249. Pincers	200mm
255. Pliers, Round Nose	150mm
248. Pliers, Diagonal Cutting	200mm
258. Tweezer, Neat Tips	150mm
232. Flat 6 Chisel	14*160mm, 16*160mm, 18*160mm
236. Centre Punch	Φ 16*100mm, Φ 18*200mm, Φ 20*300mm
223D. Punch, Machinists	Φ 18*160mm, Φ 18*250mm, Φ 20*300mm
260. Slotted Screwdriver	5*75mm, 6*100mm, 7*150mm, 8*200mm, 9*300mm, 10*350mm
261. Phillips Screwdriver	5*75mm, 6*150mm, 8*250mm, 9*300mm
202B. Knife, Common	250mm
270. Hacksaw Frame	500mm
271. Hacksaw Blade	300mm
272. Hand Saw	370mm
206. Scraper, Flat	35*350mm
218. File, Half Round With Handle	200mm
217. File, Flat With Handle	200mm
220. File, Square With Handle	200mm
221. File, Triangle With Handle	200mm
101D. 1/4" *3/8" Socket	Set-20pcs
101M. 3/4" *1" Socket	Set-26pcs
Torch	2"

No.R-120 Tool Set - 120 pcs



L*W*H:625*375*745mm
 N.W.:BE-CU:46034g AL-CU:43095g Case:35000g



Tools	Description
135. Wrench, Combination	8mm, 10mm, 12mm, 13mm, 14mm, 16mm, 17mm, 19mm, 22mm, 24mm, 27mm, 30mm, 32mm
174. Valve Handle	400mm
191A .Hammer, Sledge	1kg, 1.8kg
185. Hammer, Claw	0.45kg
187. Hammer, Ball Pein	0.45kg
130. Wrench, Pipe	150mm, 200mm, 250mm, 300mm, 350mm
125. Wrench, Adjustable	150mm, 200mm, 250mm, 300mm
246. Pliers, Lineman	150mm, 200mm
253. Pliers, Snipe Nose	150mm, 200mm
250. Pliers, Flat Nose	150mm, 200mm
248. Pliers, Diagonal Cutting	150mm, 200mm
245. Pliers, Adjustable, Combination	150mm, 200mm
249. Pincers	200mm
242. Shears, Cutting	150mm
252A .Pliers, Groove Joint	250mm
260. Slotted Screwdriver	4*75mm, 5*100mm, 6*150mm, 8*200mm
261. Phillips Screwdriver	#1*75mm, #1*100mm, #2*150mm, #3*200mm
259. Slotted Offset Screwdriver	6*72mm, 8*125mm, 10*196mm
166. Wrench, Hex Key	3mm, 4mm, 5mm, 6mm, 7mm, 8mm, 10mm
232. Chisel 6 Point	16*160mm
239. Bar, Wrecking	250mm
178. Wrench, Bung	350mm
202B. Knife, Common	250mm
203A .Knife, Putty	25*200mm
258. Tweezers, Neat Tips	150mm
221. File, Triangle	200mm
238. Hearing Needle	6*250mm
268. Marking Tool	250mm
272. Hand Saw	370mm
270. Hacksaw Frame	500mm
271. Hacksaw Blade	300mm
286. Brush	6*16rows
101I. 1/2" Dr Socket	Set-28pcs
101L. 3/4" Dr Socket	Set-21pcs

No.S-176 Tool Set - 176 pcs




L*W*H:1000*500*665mm

N.W.:BE-CU:97661g AL-CU:89655g

Tools	Description	Quantity
135. Wrench, Combination	6mm, 8mm, 10mm, 12mm, 13mm, 14mm, 15mm, 16mm, 17mm, 19mm, 22mm, 24mm, 27mm, 30mm, 32mm	2
140. Wrench, Single Open End	41mm, 42mm, 44mm, 46mm, 48mm, 50mm, 55mm, 60mm	2
146. Wrench, Double Open End	8*10mm, 9*11mm, 12*14mm, 13*16mm, 16*18mm, 17*19mm, 20*22mm, 21*23mm, 24*27mm, 30*32mm	2
121A. Wrench, Socket L-Type	8mm, 10mm, 12mm, 13mm, 14mm, 15mm, 16mm, 17mm, 19mm, 22mm, 24mm, 27mm, 30mm, 32mm	2
166. Wrench, Hex Key	8mm, 10mm, 12mm, 13mm, 14mm, 17mm, 19mm, 22mm	2
125. Wrench, Adjustable	200mm, 300mm	2
260. Slotted Screwdriver	4*100mm, 6*150mm, 8*200mm	2
261. Phillips Screwdriver	4*100mm, 6*150mm, 8*200mm	2
246. Pliers, Lineman	200mm	2
251. Pliers, Groove Joint	250mm	2
160. Wrench, Striking Box	22mm, 24mm, 27mm, 30mm, 32mm, 34mm, 36mm, 38mm, 41mm, 46mm, 50mm, 55mm, 60mm, 65mm, 70mm,	2
232. Chisel, Hex 6 Point	14*160mm	3
222. Punch, Machinists	14*150mm	3
284. Brush, Flat Back, Scratch	205*48mm	3
285. Brush	290*29mm	3
191A. Hammer, Sledge	1kg, 1.8kg, 2.7kg, 4.5kg	1

No.S-A Hex Key Wrench Set



Tools	Description	Be-Cu g	Al-Cu g
Set-9	1.5, 2, 2.5, 3, 4, 5, 6, 8, 10mm	236	210
Set-11	2, 3, 4, 5, 6, 7, 8, 9, 10, 11, 12mm	665	579
Set-13	2, 3, 4, 5, 6, 7, 8, 9, 10, 11, 12, 13, 14mm	1100	987

No.T-6 Tool Set – 6 pcs



N.W.:BE-CU:1490g AL-CU:1380g

Tools	Description
260.Slotted Screwdriver	5/16 " *3 "
261 .Phillips Screwdriver	#2*4 "
125 .Wrench, Adjustable	8 "
241 .Crate Opener	230mm
252A .Pliers, Water Pump	10 "
245.Pliers, Adjustable Combination	6 "

No.V-6 Tool Set – 6 pcs



N.W.:BE-CU:785g AL-CU:738g

Tools	Description
260.Slotted Screwdriver	5/16 " *3 " , 7/16 " *6 " , 25/64 " *8 "
261.Phillips Screwdriver	#1*3 " , #2*4 " , #3*6 "

No.U-10 Tool Set – 10 pcs



N.W.:BE-CU:2870g AL-CU:2758g Case:3100g

Tools	Description
260.Slotted Screwdriver	5/16 " *3 "
261 .Phillips Screwdriver	#2*4 "
125 .Wrench, Adjustable	6 " , 10 "
185 .Hammer, Claw	0.45kg
252A .Pliers, Water Pump	10 "
204C .Knife, Putty	1-1/4 " *3-9/16 "
202 .Knife, Common	3-1/8 "
245.Pliers, Adjustable Combination	6 "
131.Wrench, Pipe (American Type)	10 "

No.W-21 Tool Set – 21 pcs



N.W.:BE-CU:5211g AL-CU:4694g Case:2680g

Tools	Description
104.Socket	5/16 " , 3/8 " , 7/16 " , 1/2 " , 9/16 " , 19/32 " , 5/8 " , 11/16 " , 3/4 " , 25/32 " , 13/16 " , 7/8 " , 15/16 " , 1 " , 1-1/16 " , 1-1/8 " , 1-1/4 "
118.Hinged Handle	1/2 " *250mm
120.Ratchet Wrench	1/2 " *245mm
122.Driver Extension	1/2 " *250mm
117.Sliding Bar	11 "

No.X-16 Tool Set - 16 pcs



N.W.:BE-CU:7964g AL-CU:7321g Case:2300g


Tools	Description
260. Slotted Screwdriver	5/16 " *3 "
261. Phillips Screwdriver	#3*6 "
125. Wrench, Adjustable	8 " , 12 "
185. Hammer, Claw	0.45kg
241. Crate Opener	230mm
252A. Pliers, Water Pump	12 "
204C. Knife, Putty	1-1/4 " *3-9/16 "
202. Knife, Cimmon	5-3/4 "
253. Pliers, Snipe Nose	7 "
245. Pliers, Adjustable Combination	8 "
211. Scraper, Spray Booth	3 "
210. Scraper, Deck	380mm
131. Wrench, Pipe(American Type)	14 "
179A. Wrench, Bung	300mm
244. Shears, Tin	12 "

No.Y-34 Tool Set - 34 pcs



N.W.:BE-CU:4802g AL-CU:4354g Case:1660g

Tools	Description
146. Wrench, Double Open End	6*7, 8*9, 9*11, 10*12, 11*13, 14*15, 16*18, 17*19, 20*22, 21*23, 24*26, 27*30, 32*36,
167. Wrench, Hex Key	1/16", 3/32"
166. Wrench, Hex Key	2mm, 3mm, 4mm, 5mm, 6mm, 8mm, 10mm
260. Slotted Screwdriver	8*150, 4*100, 4*75, 3*50
261. Phillips Screwdriver	3*75, 5*100, 6*150,
258. Tweezers, Neat Tips	150mm
252A. Pliers, Water Pump	250mm
125. Wrench, Adjustable	250mm
248. Pliers, Diagonal Cutting	6"
253. Long Nose Plier	6"



No.Z-85 Tool Set – 85 pcs



N.W.:BE-CU:22757g AL-CU:20894g

Tools	Description
258.Tweezers,Neat Tips	200mm
268.Marking Tool	200mm
202B.Knife, Common	250mm
244A.Scissors	225mm
270.Hacksaw Frame	500mm
271.Hacksaw Blade	300mm
203A.Knife, Putty	40*200
260.Slotted Screwdriver	3*50, 4.5*150, 6*100
259.Phillips Offset Screwdriver	8*150, 10*300
261.Phillips Screwdriver	6*150, 6*130, 10*140
	#1*75, #2*125, #3*200
	#4*300
245.Pliers,Adjustable Combination	200mm
250.Pliers,Flat Nose	150mm
253.Pliers,Snipe Nose	150mm
248.Pliers,Diagonal Cutting	150mm
257C.Wire Stripping Pliers	170mm
255.Pliers,Round Nose	150mm
246.Pliers, Lineman	200mm
125.Wrench, Adjustable	150mm, 250mm
131.Wrench,Pipe(American Type)	350mm
187.Hammer,Ball Pein	0.45kg
191D.Club Hammer	4p
231.Chisel,Pneumatic	16*160, 25*230
237.Bar	16*455
240.Bar,Wrecking	455mm
120.Ratchet Wrench	1/2"*245
117.liding T Handle	1/2"
122.Driver Extension	1/2"*100,1/2"*250
112.Universal Joint	1/2"
104.1/2" Dr Socket	10, 11, 12, 13, 14, 15, 17, 19, 22, 24, 27, 30, mm, 7/16", 1/2", 9/16"5/8", 11/16", 3/4", 13/16", 7/8", 15/16", 1", 1-1/16", 1-1/8"
166.Wrench,Hex Key	1.5, 2, 2.5, 3, 4, 5, 6, 8, 10, mm
167.Wrench,Hex Key	1/16", 5/64", 3/32", 1/8", 5/32", 3/16", 7/32", 1/4", 5/16", 3/8", 7/16"

No.AA01-36 Tool Set – 36 pcs



N.W.:BE-CU:12127g AL-CU:11258g

Tools	Description
258.Tweezers	200mm
268.Probe-Straight And Right Angled	187mm
202B.Knife	185mm
244A.Scissors	225mm
270.Hacksaw Frame	500mm
271.Hacksaw Blade	300mm
203A.Putty Knife / Scraper	40mm x 200mm
285A.Wire Brush	4 x 19
260.Screwdriver Flat	3x50, 4.5x150, 6x100, 8x150, 10x300, mm
259.Screwdriver Offset	6x150, 6x130, 10x140, mm
261.Screwdriver Cross Head	No. 1*75, No. 2*125, No. 3*200, No. 4*300mm
245.Pliers Adjustable	200mm
250.Pliers Flat Nose	150mm
253.Pliers Snipe Nose	150mm
248.Side Cutter	150mm
257C.Wire Snipper	170mm
255.Pliers Round Nose	150mm
246.Pliers Combination	200mm
125.Adjustable Spanner	18x150, 30x250, mm
131.Adjustable Pipe Wrench	50mm x 350mm
187.Ballpein Hammer	0.68Kg
191D.Club Hammer	1.8Kg
231.Cold Chisel	16x160, 25x230, mm
237.Pry Bar	16mm x 455mm
240.Swan Neck Bar (Wrecking Bar)	455mm



No. AA02-85 Tool Set - 85 pcs



N.W.:BE-CU:17657g AL-CU:16212g

Tools	Description
258. Tweezers	200mm
268. Probe-Straight And Right Angled	187mm
202B. Knife	185mm
244A. Scissors	225mm
270. Hacksaw Frame	500mm
271. Hacksaw Blade	300mm
203A. Putty Knife / Scraper	40mm x 200mm
285A. Wire Brush	4 x 19
260. Screwdriver Flat	3x50, 4.5x150, 6x100, 8x150, 10x300, mm
259. Screwdriver Offset	6x150, 6x130, 10x140, mm
261. Screwdriver Cross Head	No. 1*75, No. 2*125, No. 3*200, No. 4*300mm
245. Pliers Adjustable	200mm
250. Pliers Flat Nose	150mm
253. Pliers Snipe Nose	150mm
248. Side Cutter	150mm
257C. Wire Snipper	170mm
255. Pliers Round Nose	150mm
246. Pliers Combination	200mm
125. Adjustable Spanner	18x150, 30x250, mm
131. Adjustable Pipe Wrench	50mm x 350mm
187. Ballpein Hammer	0.68Kg
191D. Club Hammer	1.8Kg
231. Cold Chisel	16x160, 25x230, mm
237. Pry Bar	16mm x 455mm
240. Swan Neck Bar (Wrecking Bar)	455mm
120. Ratchet	1/2" Square
117. Sliding Bar	1/2" Square
122. Extension Bar	1/2" Sqx100mm, 1/2" Sqx250mm
112. Universal Joint	1/2" Square
104. Socket 1/2 "	10, 11, 12, 13, 14, 15, 17, 19, 22, 24, 27, 30, mm
104. Socket 1/2 "	7/16 ", 1/2 ", 9/16 ", 5/8 ", 11/16 ", 3/4 ", 13/16 ", 7/8 ", 15/16 ", 1 ", 1-1/16 ", 1-1/8 "
166. Hex Wrench	1.5, 2, 2.5, 3, 4, 5, 6, 8, 10, mm
167. Hex Wrench	1/16 ", 5/64 ", 3/32 ", 1/8 ", 5/32 ", 3/16 ", 7/32 ", 1/4 ", 5/16 ", 3/8 ", 7/16 "

No. AA03-100 Tool Set - 100 pcs



N.W.:BE-CU:21242g AL-CU:19439g

Tools	Description
258. Tweezers	200mm
268. Probe-Straight And Right Angled	187mm
202B. Knife	185mm
244A. Scissors	225mm
270. Hacksaw Frame	500mm
271. Hacksaw Blade	300mm
203A. Putty Knife / Scraper	40mm x 200mm
285A. Wire Brush	4 x 19
260. Screwdriver Flat	3x50, 4.5x150, 6x100, 8x150, 10x300, mm
259. Screwdriver Offset	6x150, 6x130, 10x140, mm
261. Screwdriver Cross Head	No. 1*75, No. 2*125, No. 3*200, No. 4*300mm
245. Pliers Adjustable	200mm
250. Pliers Flat Nose	150mm
253. Pliers Snipe Nose	150mm
248. Side Cutter	150mm
257C. Wire Snipper	170mm
255. Pliers Round Nose	150mm
246. Pliers Combination	200mm
125. Adjustable Spanner	18x150, 30x250, mm
131. Adjustable Pipe Wrench	50mm x 350mm
187. Ballpein Hammer	0.68Kg
191D. Club Hammer	1.8Kg
231. Cold Chisel	16x160, 25x230, mm
237. Pry Bar	16mm x 455mm
240. Swan Neck Bar (Wrecking Bar)	455mm
120. Ratchet	1/2" Square
117. Sliding Bar	1/2" Square
122. Extension Bar	1/2" Sqx100mm, 1/2" Sqx250mm
112. Universal Joint	1/2" Square
104. Socket 1/2 "	10, 11, 12, 13, 14, 15, 17, 19, 22, 24, 27, 30, mm
104. Socket 1/2 "	7/16 ", 1/2 ", 9/16 ", 5/8 ", 11/16 ", 3/4 ", 13/16 ", 7/8 ", 15/16 ", 1 ", 1-1/16 ", 1-1/8 "
166. Hex Wrench	1.5, 2, 2.5, 3, 4, 5, 6, 8, 10, mm
167. Hex Wrench	1/16 ", 5/64 ", 3/32 ", 1/8 ", 5/32 ", 3/16 ", 7/32 ", 1/4 ", 5/16 ", 3/8 ", 7/16 "
146. Double Open Spanner	7/16x1/2 ", 1/2x11/16 ", 9/16x5/8 ", 3/4x13/16 ", 7/8x15/16 ", 1x1-1/8 ", 1-1/16x1-1/4 "
146. Double Open Spanner	10x11, 12x13, 14x15, 16x17, 18x19, 20x22mm
252A. Water Pump Plier	250mm
238D. Mine Prodder	1030mm

No.AA05-68 Tool Set - 68 pcs



N.W.:BE-CU:13423g AL-CU:12093g

Tools	Description
104.1/2" Socket	8mm, 10mm, 12mm, 13mm, 15mm 16mm, 17mm, 18mm, 19mm 22mm, 24mm, 27mm, 30mm
111A.1/2" Internal Hexagon Socket	8mm, 10mm, 12mm
112.Universal Joint	1/2" *80mm
120.Ratchet Wrench	1/2" *245mm
122.Driver Extension	1/2" *100mm
125.Wrench, Adjustable	18*150mm, 24*200mm, 36*300mm
136.Combination Wrench	7mm, 8mm, 10mm, 12mm, 13mm 15mm, 16mm, 17mm, 18mm 19mm, 22mm, 24mm, 27mm 30mm
167B.Wrench, Hex Key	2mm, 3mm, 4mm, 5mm, 6mm 7mm, 8mm, 9mm, 10mm 11mm, 12mm
187.Hammer, Ball Pein	340g
191.Hammer, Sledge	1000g
202.Knife	185mm
206.Scraper, Flat	30*200mm
222.Punsch, Machinist	14*150mm
223B.Drift, Cylindrical	6*12*115mm, 8*14*120mm 10*16*145mm
247.Pliers, Cutting	8"
248.Pliers, Diagonal Cutting	6"
252.Pliers, Slip Joint	10"
253.Pliers, Long Nose	6"
260.Stotted Screwdriver	100*4mm, 75*4mm, 100*5mm 150*6mm, 350*11mm,
261.Phillips Screwdriver	100mm, 125mm, 200mm, 300mm

No.AA06-9 Tool Set - 9 pcs



N.W.:BE-CU:4456g AL-CU:4015g

Tools	Description
203A.Putty Knife	50*200mm
203B.Putty Knife	100*203mm
206.Flat Scraper	30*200mm
224.Triangular Scraper	300mm
225B.Scraper Pick And Scaler	75*450mm
212.Scraper	75mm
213.Arched scraper	100mm
286A.Brush	4*16mm
Case	

No.AA07-16 Tool Set - 16 pcs



N.W.:BE-CU:7547g AL-CU:6799g Case:1700g

Tools	Description
203A.Putty Knife	50*200mm
252A.Water Pump Pliers	300mm
244.Tin Shears	300mm
125.Adjustable Wrench	24*200mm, 36*300mm
179.Bung Wrench	385mm
246.Lineman Pliers	200mm
254.Snipe Nose Pliers	200mm
185.Claw Hammer	680g
286A.Brush	4*16
202B.Common Knife	137*250mm
209.Deck Scraper	300mm
261.Phillips Screwdriver	150mm
260.Slotted Screwdriver	8*150mm
131.Pipe Wrench(American Type)	50-350mm
Case	

No.AA08-18 Tool Set - 18 pcs



N.W.:BE-CU:1997g AL-CU:1799g

Tools	Description
255.Round Nose Pliers	150mm
250.Flat Nose Pliers	150mm
248.Diagonal Cutting Pliers	150mm
246.Lineman Pliers	150mm
258.Neat Tips Tweezer	150mm
257C.Wire Stripping Pliers	170mm
125.Adjustable Wrench	18*150mm
260.Slotted Screwdriver	3*75mm, 4*100mm, 6*150mm
261.Phillips Screwdriver	#0*50mm, #1*75mm
167A.Hex Key With Ball Wrench	3mm, 4mm, 5mm
202B.Common Knife	250mm
244A.Scissors	225mm
Case	

No.AA09-21 Tool Set - 21 pcs



N.W.:BE-CU:5920g AL-CU:5334g

Tools	Description
131.Pipe Wrench(American Type)	50*350mm
135.Combination Wrench	10mm, 11mm, 12mm, 13mm, 14mm, 17mm, 19mm, 22mm, 100mm
261.Phillips Screwdriver	150*8mm
260.Slotted Screwdriver	30*250mm
125.Adjustable Wrench	200mm
246.Lineman Pliers	200mm
254.Snipe Nose Pliers	200mm
185.Claw Hammer	680g
286A.Brush	4*16mm
209.Deck Scraper	300mm
203A.Putty Knife	25*200mm
202B.Common Knife	137*250mm
252A.Water Pump Pliers	250mm
Case	

No.AA10-18 Tool Set - 18 pcs



N.W.:BE-CU:15589g AL-CU:14045g Case:2300g

Tools	Description
240.Wrecking Bar	19*800mm
125.Adjustable Wrench	30*250mm, 36*300mm 46*375mm
187.Ball Pein Hammer	450g, 680g
190.Scaling Hammer	300g
191.Sledge Hammer	2500g
209.Deck Scraper	300mm
213.Arched Scraper	100mm
260.Slotted Screwdriver	8*200mm, 10*300mm
232.Hex Chisel/6Point	18*160mm
231.Flat Chisel	24*250mm
131.Pipe Wrench(American Type)	200mm, 250mm 50*350mm
Case	

No.AA11-38 Tool Set - 38 pcs



N.W.:BE-CU:11105g AL-CU:10005g

Tools	Description
135.Combination Wrench	10mm, 11mm, 12mm, 13mm, 14mm, 15mm, 17mm, 19mm, 22mm, 24mm, 250mm
252A.Water Pump Pliers	137*250mm
202B.Common Knife	50*200mm
203A.Putty Knife	4*16mm
286A.Brush	2mm, 3mm, 4mm, 5mm 6mm, 8mm, 10mm
166.Hex Key Wrench	200mm
246.Lineman Pliers	150mm
248.Diagonal Cutting Pliers	38*430mm
128.Swedish Type 45° Wrench	30*250mm, 36*300mm
125.Adjustable Wrench	500g
186.Cross Pein Engineers Hammer	2000g
191C.Sledge Hammer(German Type)	100*5mm, 150*8mm
260.Slotted Screwdriver	75mm, 150mm
261.Phillips Screwdriver	20*200mm
231.Flat Chisel	200mm
225A.Cross Cutting Chisel	5*11*150mm, 8*14*150mm
223C.Punch	225mm
244A.Scissors	
Case	

No.AA12-16 Tool Set - 16 pcs



N.W.:BE-CU:1776g AL-CU:1600g

Tools	Description
261.Phillips Screwdriver	1#*75mm, 1#*100mm
260.Slotted Screwdriver	4*100mm, 5*100mm
167A.Wrench, Hex Key With Ball	2mm, 3mm, 4mm, 5mm, 6mm, 8mm, 10mm
246.Pliers, Lineman	6"
248.Pliers, Diagonal Cutting	6"
253.Pliers, Snipe Nose	6"
252A.Pliers, Water Pump	250mm
125.Wrench, Adjustable	24*200mm

No.AA14-28 Tool Set - 28 pcs



N.W.:BE-CU:12253g AL-CU:11039g

Tools	Description
261.Phillips Screwdriver × 2	100mm, 150mm
260.Slotted Screwdriver × 2	5*100mm, 7*150mm
135.Wrench, Combination	8mm, 10mm, 12mm, 14mm, 17mm, 19mm, 22mm, 24mm, 27mm, 30mm, 32mm, 36mm
125B.Wrench, Adjustable	24*200mm, 30*250mm, 36*300mm
130A.Wrench, Pipe	60*450mm, 50*350mm, 75*600mm
246.Pliers, Lineman × 2	8"


AA13-20 Tool Set - 20 pcs



N.W.:BE-CU:6105g AL-CU:5500g

Tools	Description
261.Phillips Screwdriver	1#*75mm
260.Slotted Screwdriver	5*75mm
246.Pliers, Lineman	6"
125.Wrench, Adjustable	12"
130.Wrench, Pipe	250mm
191A.Hammer, Sledge	4P
203.Knife, Putty	65*200mm
135.Wrench, Combination	8mm, 10mm, 12mm, 13mm, 14mm, 17mm, 19mm, 22mm, 24mm
231.Chisel, Flat	14*160mm
223D.Punch, Machinists'	20*200mm
166.Wrench, Hex Key	4mm
248.Pliers, Diagonal Cutting	6"

No.AA15-35 Tool Set - 35 pcs



N.W.:BE-CU:27984g AL-CU:25211g

Tools	Description
135.Combination Wrench	6mm, 7mm, 8mm, 9mm, 10mm, 11mm, 12mm, 13mm, 14mm, 15mm, 16mm, 17mm, 18mm, 19mm, 20mm, 21mm, 22mm, 23mm, 24mm, 25mm, 26mm, 27mm, 30mm, 32mm, 34mm, 35mm, 36mm, 38mm, 41mm, 46mm, 50mm, 55mm, 60mm, 65mm, 70mm

No. AA16-36 Tool Set - 36 pcs



N.W.:BE-CU:7788g AL-CU:7016g

Tools	Description
146. Wrench, Double Open End	5.5*7mm, 6*7mm, 8*10mm, 9*11mm, 10*12mm, 12*14mm, 14*17mm, 17*19mm, 19*22mm, 22*24mm, 24*27mm, 27*30mm, 30*32mm
135. Wrench, Combination×3	8mm, 10mm, 13mm, 16mm, 30mm, 32mm
130. Wrench, Pipe×2	300mm
125. Wrench, Adjustable×2	450mm
187. Hammer, Ball Pein	450g

No. AA17-47 Tool Set - 47 pcs



N.W.:BE-CU:10555g AL-CU:9509g

Tools	Description
135. Combination Wrench	8mm, 10mm, 11mm, 12mm, 13mm, 14mm, 15mm, 17mm, 19mm, 21mm, 22mm, 24mm, 26mm, 27mm, 30mm
104. Socket 1/2"	8mm, 11mm, 12mm, 13mm, 14mm, 15mm, 17mm, 19mm, 21mm, 22mm, 24mm, 26mm, 27mm, 30mm, 36mm, 41mm
261. Phillips Screwdriver	1#*75mm, 2#*125mm
260. Slotted Screwdriver	4*100mm, 6*100mm
186A. Hammer, Cross Pein Engineers	200g, 300g
223C. Punch	3*11*120mm, 4*11*120mm
120. Ratchet Wrench	1/2*245mm
122. Driver Extension	1/2*100mm
118. Hinged Handle	1/2*400mm
285A. Brush	4*19mm
256. Pliers, Snap Ring-Internal	8", 10"
257. Pliers, Snap Ring-External	8", 10"